



PERMANENT FUND DIVIDEND DIVISION

ANNUAL REPORT 2014

State of Alaska, Department of Revenue

TABLE OF CONTENTS

Contents

To Alaskans	4
PFD Division Mission Statement	4
Note from the Director	4
Dividend Summary	5
Dividend Overview	5
Dividend Calculation	6
Applicant Filing Activity	7
Reported Absences	8
Application Types and Counts	10
Division Processing Activity	11
Public Contact	11
Eligibility Review	12
Audits	13
Appeals	15
Informal Appeals	15
Formal Appeals	16
Garnishments and Assignments	17
Garnishments	17
Assignments	18
Payments	19
Applications Paid in 2014 for Prior Year Dividends	20
Three Year Comparison of Application and Payment Statuses	21
Collections	22
Criminal Investigations	23
Applicant Demographics	24
Gender, Age, Name	24
Birthplace	25
Mailing Address Overview	26
Voluntary Programs	28
Pick.Click.Give.	28
Charitable Contributions Appeals	28
University Of Alaska College Savings plan	29

TABLE OF CONTENTS

Permanent Fund Dividend Division History _____	30
Operations Annual Cycle _____	30
Program Timeline _____	31
Five year Dividend Calculation _____	35
Dividend Applications and Payments since 1982 _____	37
Direct Deposits since 1993 _____	38
Appendix A: Applicant Birthplace Detail _____	39
Appendix B: Applicant Mailing Address Detail _____	41
Contact Information _____	49

TO ALASKANS

To Alaskans

PFD DIVISION MISSION STATEMENT

To administer the Permanent Fund Dividend program assuring that: all eligible Alaskans receive timely dividends; fraud is prosecuted; and all internal and external stakeholders are treated with respect.

NOTE FROM THE DIRECTOR

Dear Alaskans,

I have walked in many shoes during my time with the Permanent Fund Dividend Division. In each pair, I've gained a new perspective and expanded my knowledge, which, in turn fueled my passion for this program. In August of 2014, with great honor, I accepted the position of Division Director.

Hitting the pavement running less than a month before the division disbursed its first payment of 2014 dividends on October 2, 2014 was without a doubt an exhilarating way to start the job. With great success, the division distributed over one billion dollars in dividend increments of \$1,884.00 to eligible Alaskans.

As I continue on this journey it is important for me to take this opportunity to thank the wonderful people that work hard to make this program possible. Graciously, 79 division employees work day in and day out to offer Permanent Fund Dividend assistance to the entire State of Alaska.

In the past year, we have been using data analysis to come up with more consistent work flows for our employees, as well as the public. By taking a close look at our business analytics, we have been able to see where our peaks and valleys are, taking more of a proactive approach to how we do business. We look forward to seeing how the time and effort spent on this will pay off in the upcoming PFD processes that get us to "Payment Day"!

Looking forward:

The division's mission is "to administer the Permanent Fund Dividend program assuring that all eligible Alaskans receive timely dividends." Although this phrase guides us every day and is how we measure our success, I believe the delivery in which we accomplish this is equally important. Looking forward, the division will be committed to continue working to improve our level of customer service.

In 2014, we experienced record breaking levels of public contact. With careful analysis and feedback from all of you we developed and implemented new methods in an effort to improve our response times.

Additionally, the division will be focused on enhancing the applicant portal known as myPFDinfo. Some of these enhancements include expanding the document center and introducing interactive forms. As an example, applicants will soon be able to log-in to myPFDinfo to update direct deposit information. We also hope to provide an access solution to residents that do not have an Alaskan Driver's License, while still maintaining a consistent level of security.

On behalf of the division team, we look forward to serving you and welcome your suggestions.

Sara Race

A handwritten signature in black ink that reads "Sara Race". The signature is fluid and cursive, with the first name "Sara" and last name "Race" clearly distinguishable.

PFD Division Director

DIVIDEND SUMMARY

Dividend Summary

The 2014 Permanent Fund Dividend (PFD) amount was **\$1,884.00** for each of the 631,306 qualified applicants, totaling the distribution of \$1,189,289,748.00 by the end of the year. (See page 19 for more payment details)

DIVIDEND OVERVIEW

During the 2014 calendar year, the Division received 677,114 total PFD applications, of which 670,053 were valid for the 2014 dividend. This represents less than a one percent increase of valid applications from the previous dividend year.

A valid application is one that is complete for a single individual and timely filed. Not all valid applications are determined to be eligible for payment of a dividend. (Please see page 13 for more details of this determination process)

As of the October 2nd payment date 584,121 applications were determined eligible and paid.

Total applications received and processed by the division in Calendar year 2014

Invalid, duplicate, or withdrawn applications	677,114
Valid Applications for prior dividend years	(6,071)
Applications submitted solely to establish Sponsor eligibility	(794)
	(196)

Total valid applications for the 2014 Dividend

670,053

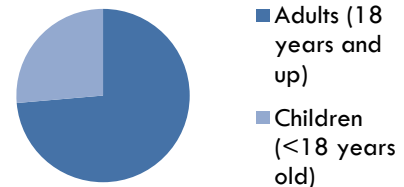
Highlights:

There were 40 valid applicants over the age of 100, and the oldest was 108!
There were 31,862 applicants filing for the first time in 2014, of which 9,434 were babies born during the qualifying year.
(see page 25 for more Demographics details)

Dividend dollars NOT paid to applicants due to audit identification of ineligibility: **\$2,287,176.00**
Total potential program recovery a result of criminal investigations in 2014: **\$166,665.99**

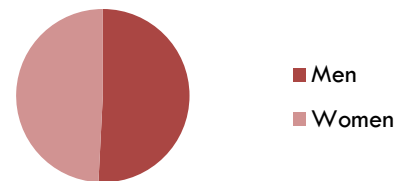
Applicants by Age (valid 2014 dividend only)

Group	Filed	%	Ratio
Adults (18 years and up)	493,343	73.627%	2.7918
Children (<18 years old)	176,710	26.373%	1.0000
Total	670,053	100.000%	



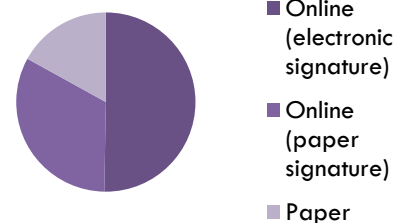
Applicants by Gender (valid 2014 dividend only)

Group	Filed	%	Ratio
Men	340,402	50.80%	1.0326
Women	329,651	49.20%	1.0000
Total	670,053	100.00%	



Applicants by Filing Method (valid 2014 dividend only)

Method	Filed	%	Ratio
Online (electronic signature)	336,898	50.279%	2.9627
Online (paper signature)	219,440	32.750%	1.9297
Paper	113,715	16.971%	1.0000
Total	670,053	100.000%	



DIVIDEND SUMMARY

DIVIDEND CALCULATION

Annually the dividend amount is calculated and announced mid-September, based on an estimated number of applicants. An estimate is used because, as of the dividend calculation date, eligibility determinations have not been completed for all applications. A number of these applications will be determined as payable after continued processing. Also, some applicants have extended filing due dates until March 31, 2015, such as the estate and disabled applications.

Amount Available for Dividends

FY 15 PFD Fund Beginning Balance	\$10,649,064.79	
Expenditures to date	\$(103,243.35)	
PFD Fund Balance as of September 5, 2014		\$10,545,821.44
Transfer from Permanent Fund Corporation		
Permanent Fund Earnings (5-year average)	\$1,234,833,864.35	
Less Appropriations (see below)	\$(36,048,800.00)	
Net Transfer from Permanent Fund Corporation		\$1,198,785,064.35
Reductions (see below)		\$(766,480.03)

Total Amount Available for Dividends		\$1,208,564,405.76
--------------------------------------	--	--------------------

Total estimated number of eligible applicants:	641,489
--	---------

Appropriations and Reductions Detail

Appropriations

Department of Health and Social Services		
Hold-Harmless Provision for Public Assistance		\$17,724,700.00
Department of Corrections		
Physical Health Care		\$8,445,900.00
Department of Revenue, PFD Division		
Administrative Cost	\$8,245,500.00	
SB 119 PFD Computer Replacement	\$130,000.00	
Total Department of Revenue, PFD Division		\$8,375,500.00
Department of Administration		
Violent Crimes Compensation Board		\$1,502,700.00

Total Appropriations		\$36,048,800.00
----------------------	--	-----------------

Reductions

Reserve for Prior Year Dividend Liabilities	\$227,426.85
Reserve for 18-Year-Old Applications for Prior Years	\$471,053.18
Reserve for Resource Rebate Payments	\$68,000.00

Total Reductions		\$766,480.03
------------------	--	--------------

Total Appropriations and Reductions Detail		\$36,815,280.03
--	--	-----------------

APPLICANT FILING ACTIVITY

Applicant Filing Activity

The application filing period runs from **January 1st through March 31st** each year, encompassing weeks 1-14 on the following table. Submitting an application online is only available during that time. Paper applications must be received by the Division or postmarked before the end of the filing period to be considered timely.

Total applications received and processed by the Division in 2014 were **677,114**, but the filing activity shown below excludes 6,267 applications that were determined invalid as duplicates, the incorrect type for the applicant, or submitted solely to establish sponsor eligibility, and 35 applications received before the first acceptable filing date. (It does include applications received for Dividend Years other than 2014)

Highlights:

83% of valid applications were submitted online, with almost **61%** of those also electronically signed!

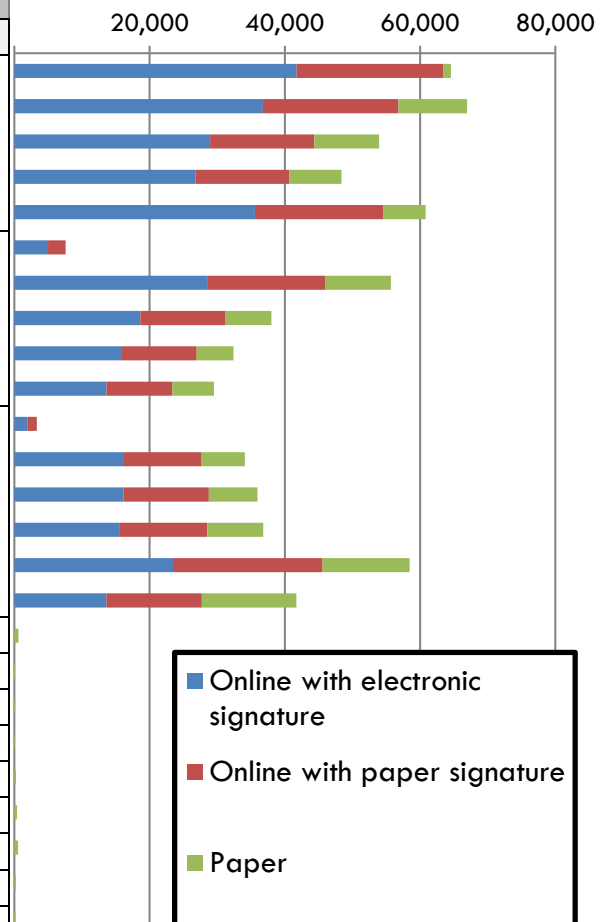
Top 3 **Online** filing dates:

- Jan. 1 25,221
- Jan. 2 18,687
- Mar. 31 17,914

Top 3 **Paper** filing dates:

- Mar. 31 13,992
- Jan. 13 4,207
- Feb. 3 3,741

Period		Online with electronic signature	Online with paper signature	Paper	Grand Total
Applications received before the filing period:					35
Jan	1	41,755	21,649	1,147	64,551
	2	36,752	20,038	10,162	66,952
	3	28,949	15,408	9,566	53,923
	4	26,781	13,885	7,718	48,384
	5	35,587	18,927	6,301	60,815
Feb	5	5,001	2,591		7,592
	6	28,613	17,329	9,738	55,680
	7	18,646	12,509	6,857	38,012
	8	15,929	11,040	5,443	32,412
	9	13,641	9,694	6,184	29,519
Mar	9	1,985	1,356		3,341
	10	16,085	11,606	6,393	34,084
	11	16,161	12,593	7,201	35,955
	12	15,603	12,918	8,289	36,810
	13	23,455	22,129	12,876	58,460
	14	13,635	14,088	13,992	41,715
Apr				608	608
May				117	117
Jun				147	147
Jul				103	103
Aug				247	247
Sep				395	395
Oct				566	566
Nov				243	243
Dec				181	181
Grand Total		338,578	217,760	114,474	670,812
(Online Apps)		556,338			



APPLICANT FILING ACTIVITY

REPORTED ABSENCES

Dividend applicants are required to disclose to the Division all absences from the state of Alaska that exceed ninety days during the qualifying year. The qualifying year for the 2014 Dividend was from Jan. 1, 2013 to Dec. 31, 2013.

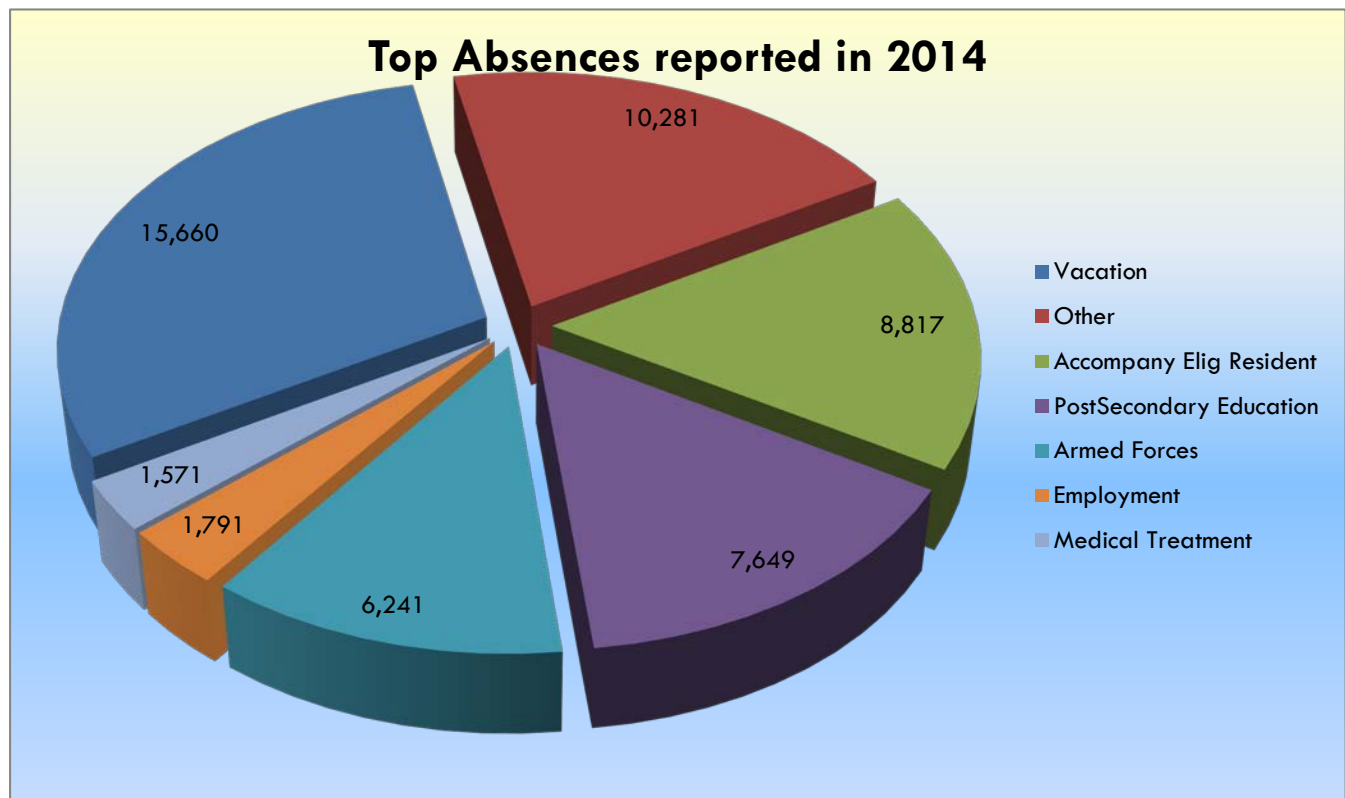
Applicants can claim more than one type of absence, but reported absences cannot overlap each other. Therefore, each day of absence can be reported under only one absence type.

Some absence types only apply to ADULT applicants, others only to CHILDREN, and others to either group.

Highlights:

Top 5 Reasons Why Alaskans Were Absent During the Qualifying Year (2013):

- Vacation -- 15,660 applicants reported
- Other Reasons -- 10,281
- Accompanying Another Eligible Resident (on their own allowable absence) -- 8,817
- Full-time College Attendance -- 7,649
- U.S. Armed Forces Active Duty -- 6,241



APPLICANT FILING ACTIVITY

Reported absences shown are for 2014 Dividend applications only, representing absences during the 2013 calendar year.

Absence Reason	Applicants Answering Between 91—180 total days absent		>90 Total	Applicants Answering Over 180 total days absent		>180 Total	Grand Total
	91-180	>90 Total		>180	>180 Total		
	ADULT	CHILD		ADULT	CHILD		
Accompanied an Alaska resident who was eligible for a PFD	616	1,223	2,030	3,994	7,863	616	1,223
U.S. Armed Forces active duty	1,358		4,242		5,600	1,358	
Served as a member of Alaska's Congressional delegation or staff	9		28		37	9	
Sought Employment outside of the state	761		453		1,214	761	
Absent as part of a Legal Custody agreement		118		69	187		118
Cared for a direct relative with a critical life-threatening illness	382	32	69	4	487	382	32
Received continuous Medical Treatment	829	50	283	59	1,221	829	50
Served aboard a Merchant Marine Vessel	32		19		51	32	
No reason specified			10		10		
Trained or competed as a U.S. Olympic Team member	3,754	541	2,522	505	7,322	3,754	541
Other Reasons, including business	2		19		21	2	
Served as a federal Peace Corps volunteer	2,712	22	4,620	3	7,357	2,712	22
Enrolled as a full-time student (PostSecondary Education)	51	205	95	94	445	51	205
Enrolled as a full-time student (grades 7-12)	208		63		271	208	
Settled the Estate of a deceased relative	69		14		83	69	
Employed by the State of Alaska	26		22		48	26	
Student Fellowship sponsored by the U.S. DOE	304	13	160		477	304	13
Cared for a terminally ill family member			2		2		
Vacation	8,960	516	1,123	105	10,704	8,960	516

APPLICANT FILING ACTIVITY

APPLICATION TYPES AND COUNTS

The Division classifies applications by type for ease of distribution and updating of forms.

Note:

- Total applications shown below include applications for dividends prior to 2014.
- Eligible Prior Year Applications for 18-year-old filers: Under regulation 15 AAC 23.133, an individual who has reached majority or who is an emancipated minor, may apply for a prior year dividend. An individual who qualifies must meet all eligibility requirements for the respective prior year(s) and must file before the individual reaches 20 years of age. See Alaska Statute 43.23.055(3).

Dividend Filing Activity			
Application Type and Amount			
Adult Applications	Amount	Child Applications	Amount
Adult Online	403,365	Child Online	147,629
Adult Paper	84,489	Child Paper	26,922
Adult Refile (After filing deadline)	655	Child Refile (After filing deadline)	280
Application on Behalf of Another Adult (online and paper)	2,531	Child in Custody of Health and Social Services	1,800
Disabled Individual	154	Estate of Deceased Child	20
Estate of Deceased Adult	780		
Office of Public Advocacy	1,369		
Total Adult Applications			493,343
Total Child Applications			176,651
Prior Year 18-Year-Old Filers (any dividend year)			59
All other Prior-year Dividend Applications			794
Total Valid Applications (any dividend year)			670,847
Invalid, Duplicate, Withdrawn, or Applications Submitted Solely to Establish Sponsor Eligibility			6,267
Total Applications received during 2014			677,114

DIVISION PROCESSING ACTIVITY

Division Processing Activity

PUBLIC CONTACT

The application filing period runs from **January 1st through March 31st** each year, encompassing weeks 1-14 on the following table. The final day of filing season, March 31, 2014, fell on a Monday. A decision was made to minimally staff each of our three locations on March 31st, 2014 (a state holiday) to assist with accepting applications.

- Weeks 5 and 9 below spanned the end of one month and start of another. Total activity for these weeks is shown in the "first half" of each respective split.
- In-Person Contacts shown here represents walk-in traffic across all three of the Division offices; Juneau, Anchorage, and Fairbanks.
- Phone Contacts are calls received by the Division through general public lines. These numbers do not include direct-dialed calls from applicants to Division personnel or vice-versa.
- Email Contacts represented on the graph below are those received by the Division through dor.pfd.info@alaska.gov. Electronic contact directly between individual PFD technicians and applicants are not represented.

Highlights:

Top 3 In-Person Contact dates:

Mar. 28	2,393
Mar. 27	1,693
Mar. 24	1,344

Top 3 Phone Contact Dates:

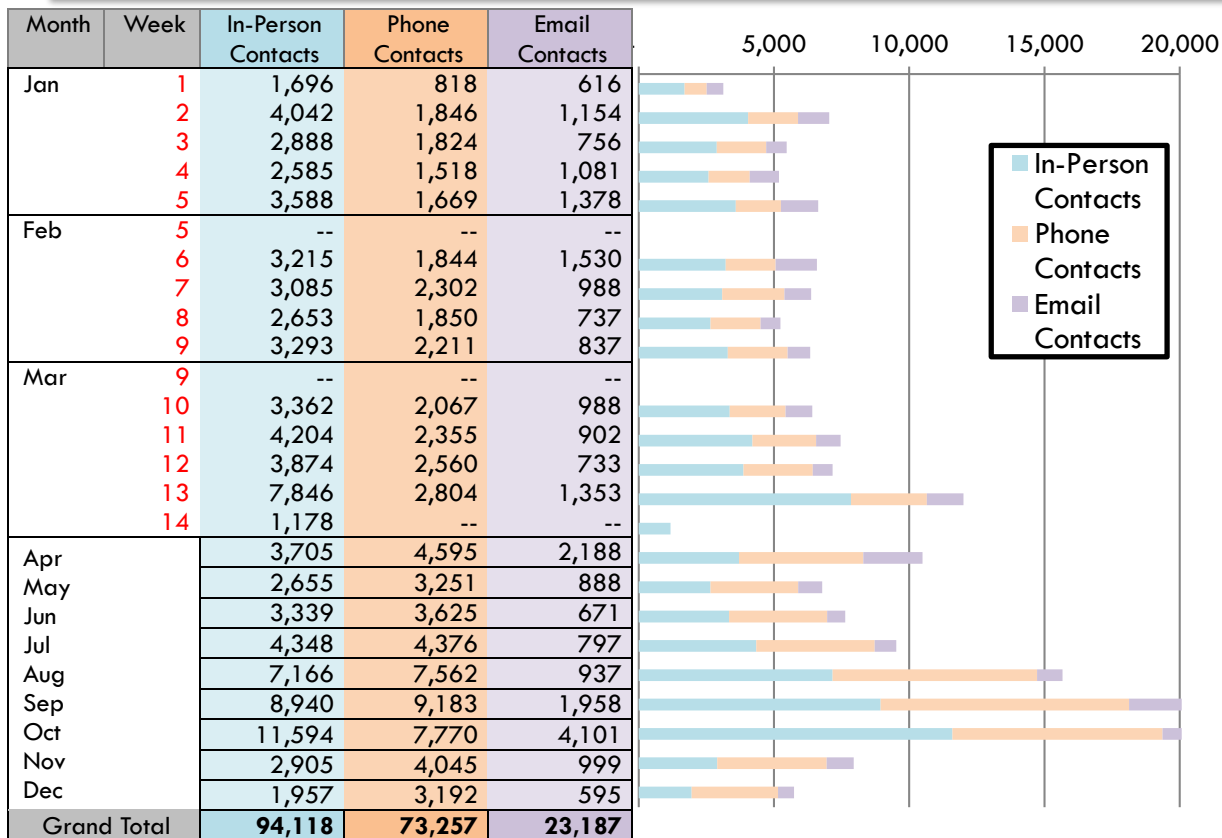
Oct. 2	735
Mar. 25	688
Sep. 25	672

Top 3 Email Contact dates:

Mar. 28	491
Apr. 1	451
Jan. 22	422

Outgoing contact from the Division to applicants for purposes of notification or requests for information in 2014:

- 224,296 letters sent
- 336,904 bulk emails sent



DIVISION PROCESSING ACTIVITY

ELIGIBILITY REVIEW

All applications received by the Division are initially processed in the order of receipt. Each application is evaluated for payment eligibility according to the requirements of the Permanent Fund Dividend program, as given in the State of Alaska statutes and PFD regulations.

Division Eligibility Technicians use information available on current and prior year applications, or obtained through contact with the applicant and other designated parties, in order to make an eligibility determination. Many cases are determined without additional applicant contact.

All applications that satisfy the eligibility requirements are processed for payment, beginning the first Thursday of October each year. They are then paid on the third Thursday of each month as they become eligible.

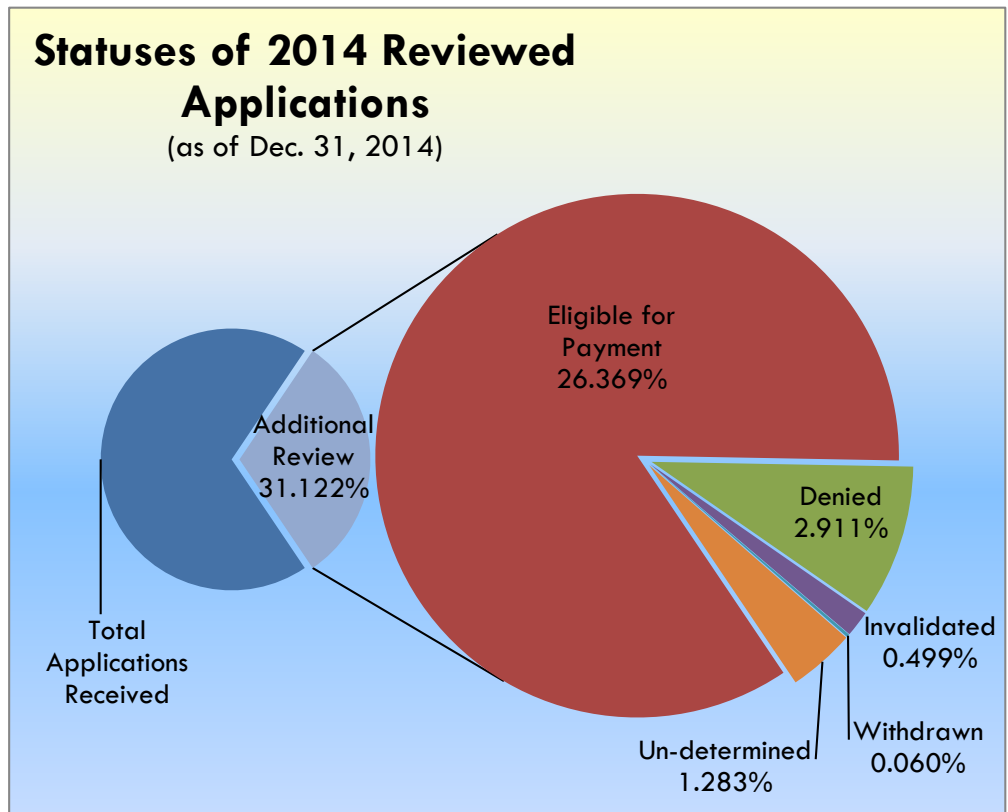
In 2014, payment began on October 2nd.

Note:

- Total applications shown below include applications for dividends prior to the 2014 dividend.
- "Undetermined" applications are those still being reviewed by the Division, as of December 31, 2014.

Highlights:

Just over **94%** of the received applications for the 2014 dividend had been determined eligible for payment as of December 31, 2014.



YEAR	TOTAL APPLICATIONS RECEIVED	MARKED FOR REVIEW	ELIGIBILITY REVIEW RESULT				
			Eligible for Payment	Denied	Invalidated	Withdrawn	Undetermined
2014	677,114	305,944	259,226	28,617	4,901	588	12,612
2013	672,951	173,048	133,369	34,134	3,109	463	1,973
2012	679,106	166,699	124,011	32,727	4,393	527	5,041

DIVISION PROCESSING ACTIVITY

Audits

The Permanent Fund Dividend Division takes steps to identify and minimize fraudulent activity as it pertains to the dividend program, in accordance with statutory mandates and the Division mission. The following *audits* represent a sampling of applications that have been scrutinized and evaluated in addition to standard eligibility review.

In accordance with state regulations, the Division will deny an application if it reveals that an individual has intentionally provided deceptive information, such as failing to disclose a reportable absence to the Division.

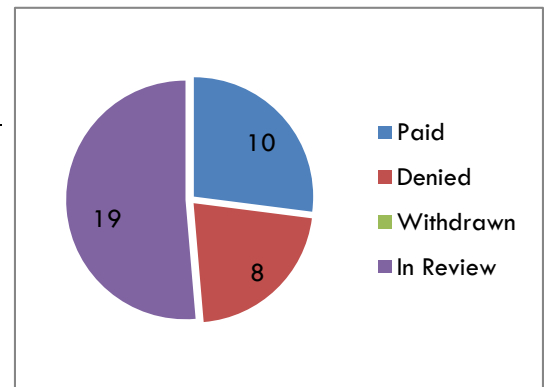
Highlights:

Dividend dollars NOT paid to applicants due to audit identification of ineligibility: **\$2,287,176.00**

OUT-OF-STATE POSTMARK AUDIT

The Division contacts applicants for additional information if the application postmark indicates there may be an inconsistency in the applicant's indicated presence, residency, or mailing address in Alaska at the time of filing.

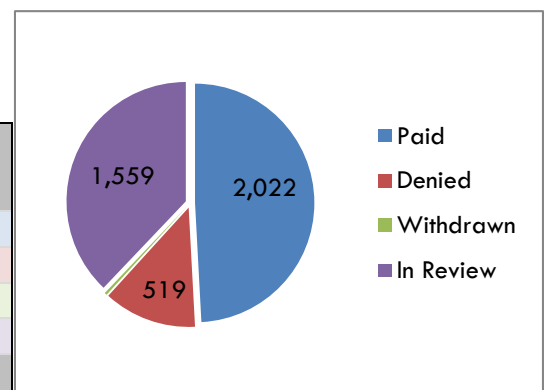
<u>Audit Result</u>	<u># of Apps</u>	<u>% of this audit</u>	<u>% of total Apps audited</u>	<u>% of total Apps received</u>
Paid	10	27.03%	0.21%	0.00%
Denied	8	21.62%	0.16%	0.00%
Withdrawn	-	0.00%	0.00%	0.00%
In Review	19	51.35%	0.39%	0.00%
Audit	37	100.00%	0.76%	0.01%



OUT-OF-STATE IP ADDRESS AUDIT

The Division contacts applicants for additional information if online filing records indicate there may be an inconsistency in the applicant's indicated presence, residency, or mailing address in Alaska at the time of filing.

<u>Audit Result</u>	<u># of Apps</u>	<u>% of this audit</u>	<u>% of total Apps audited</u>	<u>% of total Apps received</u>
Paid	2,022	49.15%	41.54%	0.30%
Denied	519	12.62%	10.66%	0.08%
Withdrawn	14	0.34%	0.29%	0.00%
In Review	1,559	37.89%	32.03%	0.23%
Audit	4,114	100.00%	84.51%	0.61%

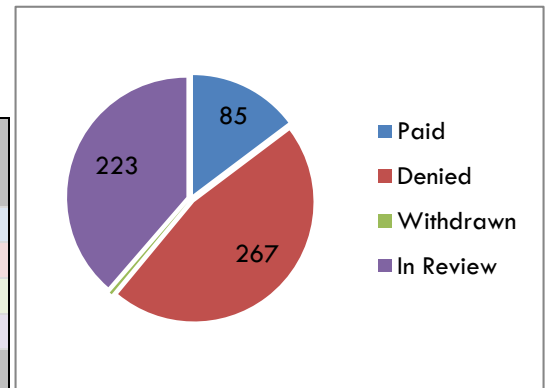


DIVISION PROCESSING ACTIVITY

NATIONAL CHANGE OF ADDRESS AUDIT

The Division contacts applicants for additional information if *NCOA records indicate there may be an inconsistency in the applicant's indicated presence, residency, or mailing address in Alaska at the time of filing.

<u>Audit Result</u>	<u># of Apps</u>	<u>% of this audit</u>	<u>% of total Apps audited</u>	<u>% of total Apps received</u>
Paid	85	14.73%	1.75%	0.01%
Denied	267	46.27%	5.48%	0.04%
Withdrawn	2	0.35%	0.04%	0.00%
In Review	223	38.65%	4.58%	0.03%
Audit	577	100.00%	11.85%	0.09%

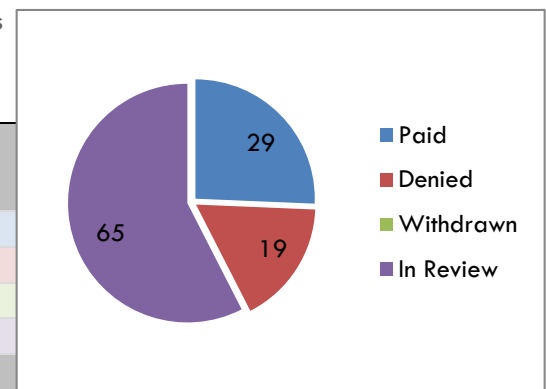


* The National Change of Address (NCOA) Audit was created for Dividend Year 2010. The United States Postal Service reports information to us on current applicants who have submitted a change of address that does not match the PFD address on file. This data is used largely to keep in contact with applicants who move after submitting an application.

ALASKA JURY QUESTIONNAIRE AUDIT

The Division contacts applicants for additional information if State Jury Duty records indicate there may be an inconsistency in the applicant's indicated presence or residency in Alaska at the time of filing.

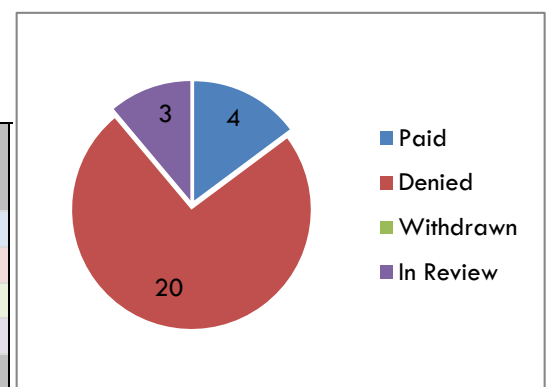
<u>Audit Result</u>	<u># of Apps</u>	<u>% of this audit</u>	<u>% of total Apps audited</u>	<u>% of total Apps received</u>
Paid	29	25.66%	0.60%	0.00%
Denied	19	16.81%	0.39%	0.00%
Withdrawn	-	0.00%	0.00%	0.00%
In Review	65	57.52%	1.34%	0.01%
Audit	113	100.00%	2.32%	0.02%



ALASKA VOTER REGISTRATION AUDIT

The Division contacts applicants for additional information if State Voter Registration records indicate there may be an inconsistency in the applicant's indicated presence or residency in Alaska at the time of filing.

<u>Audit Result</u>	<u># of Apps</u>	<u>% of this audit</u>	<u>% of total Apps audited</u>	<u>% of total Apps received</u>
Paid	4	14.81%	0.08%	0.00%
Denied	20	74.07%	0.41%	0.00%
Withdrawn	-	0.00%	0.00%	0.00%
In Review	3	11.11%	0.06%	0.00%
Audit	27	100.00%	0.55%	0.00%

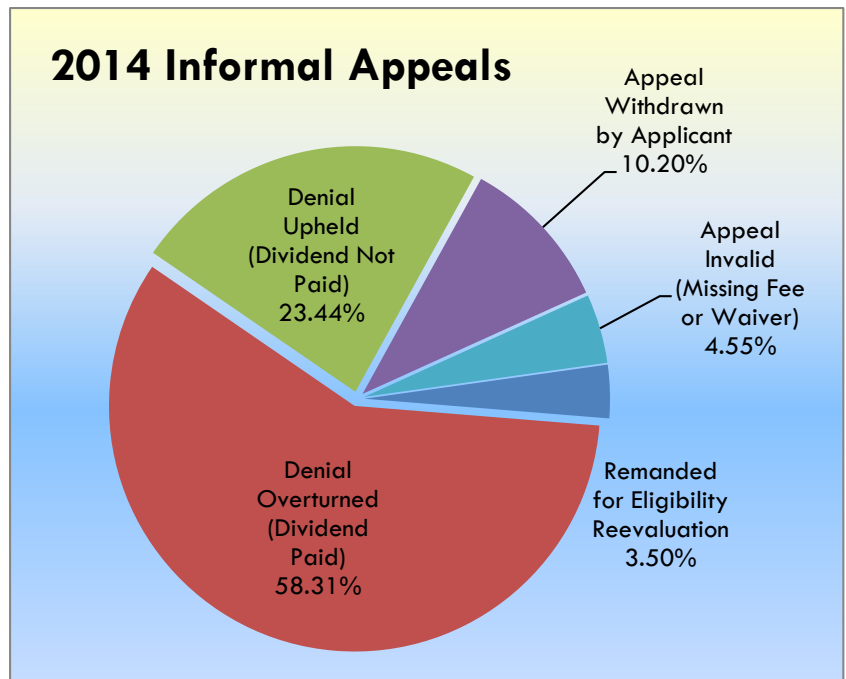


DIVISION PROCESSING ACTIVITY

APPEALS

Informal Appeals

An ineligible individual will be issued a denial letter explaining the eligibility determination. The individual has thirty days from the date of the denial letter to file a Request for Informal Appeal form, explaining why either the facts are incorrect or the law was applied incorrectly, with supporting evidence. The applicant must provide a twenty-five dollar appeal fee or request a waiver of the fee based on the federal poverty guidelines.

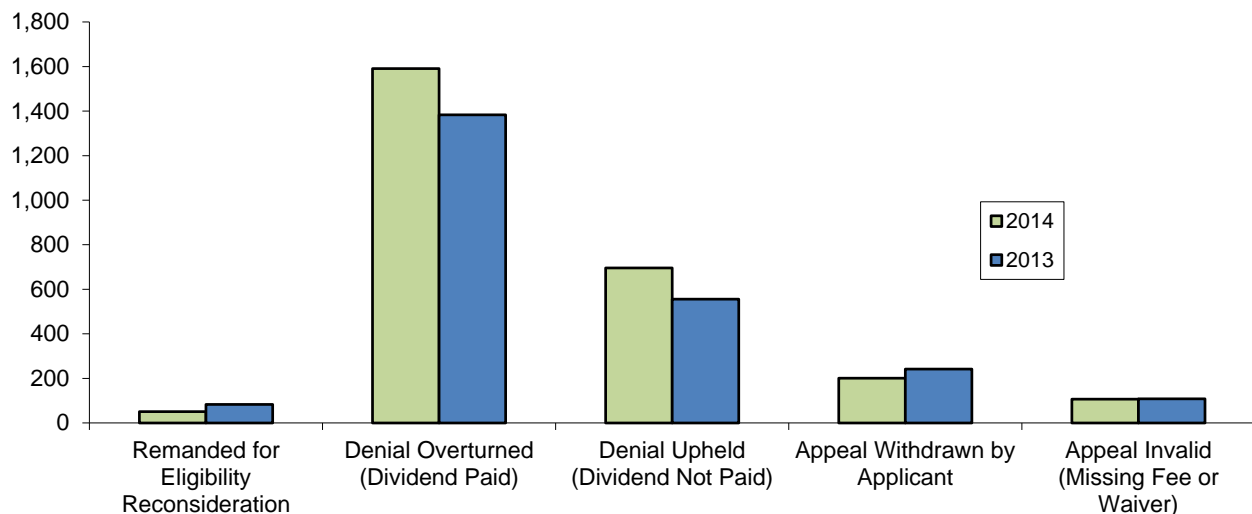


Highlights:

Inventory of Cases still in review (as of December 31, 2014) is **904**.

Oldest case still in review is **182 days** old.

Dividend Year	Remanded for Eligibility Reevaluation	Denial Overturned (Dividend Paid)	Denial Upheld (Dividend Not Paid)	Appeal Withdrawn by Applicant	Appeal Invalid (Missing Fee or Waiver)	Total Decisions
2014	51	1,591	696	201	107	2,646
2013	83	1,383	556	242	108	2,372



DIVISION PROCESSING ACTIVITY

Formal Appeals

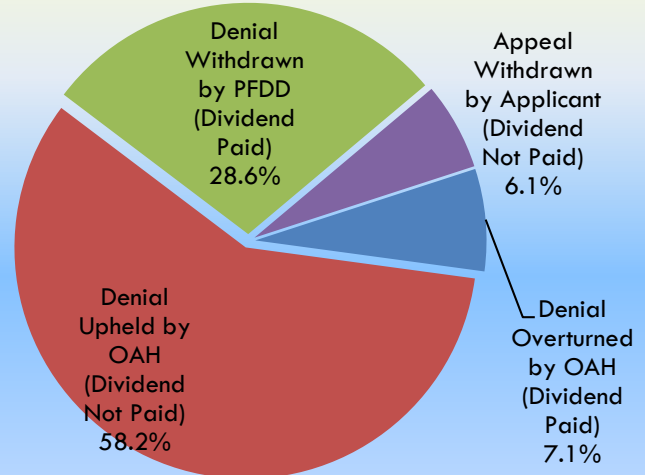
Upon receiving an Informal Appeal request, Division Appeals Technicians review the original application with all supporting material. A letter will be sent to the applicant detailing the Informal Appeal Decision and reasoning.

If the individual does not concur with the Division's decision, he or she has thirty days from the date of the decision letter to file a Request for Formal Hearing Appeal form, explaining and supporting their position.

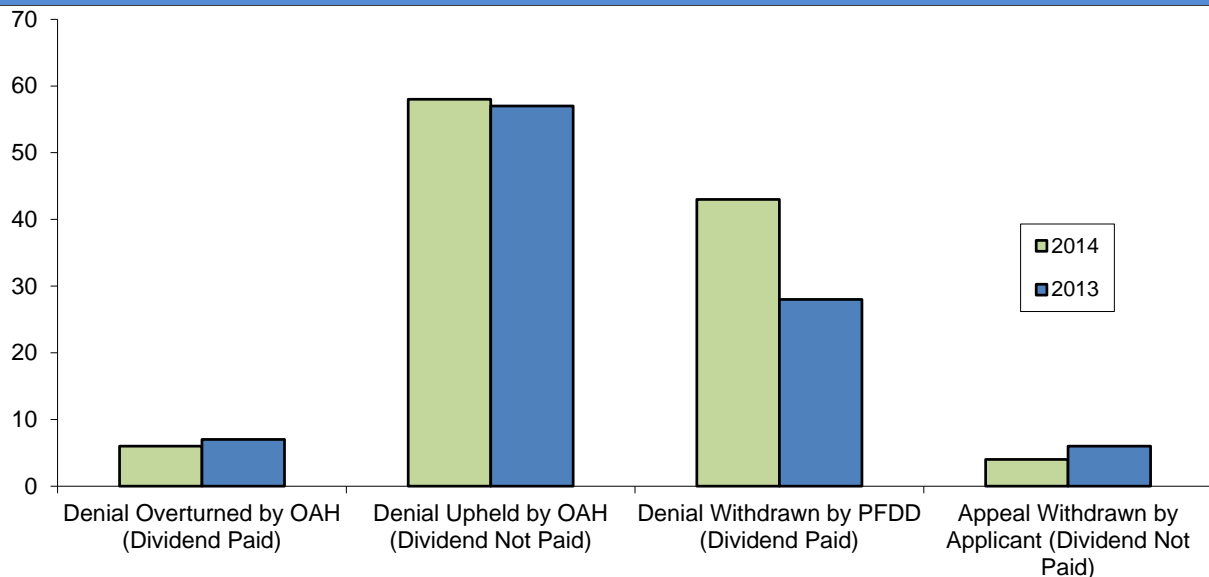
A Division Specialist will prepare the Division's position and the appeal will be heard by an Administrative Law Judge with the Office of Administrative Hearings (OAH).

There is no additional fee to file the Formal Hearing appeal. However, an Informal Appeal Decision must be issued before an individual can file a Formal Hearing appeal.

2014 Formal Appeals



Dividend Year	Denial Overturned by OAH (Dividend Paid)	Denial Upheld by OAH (Dividend Not Paid)	Denial Withdrawn by PFDD (Paid)	Appeal Withdrawn by Applicant (Not Paid)	Total Decisions
2014	6	58	43	4	111
2013	7	57	28	6	98



DIVISION PROCESSING ACTIVITY

GARNISHMENTS AND ASSIGNMENTS

Garnishments

Under state statutes, up to eighty percent of a dividend may be garnished, unless by a governmental agency, which may garnish up to one-hundred percent of a dividend. Any PFD amount in excess of the total amount garnished is paid to the applicant. These garnishments will pay off debts that are owed to a variety of agencies across the state. There is a priority order for which kind of agency will receive first option to levy garnishments. Within that priority structure, they are ordered based on the date and time stamp of submission. It is, in essence, a “first come, first serve” system within the priority order. Garnishment requests come to the PFDD directly from an agency, such as a court system or process server.

Top Ten Agency Filers	Submitted	
	Number of Requests	Amount
DEPARTMENT OF LAW	170,990	\$76,737,066.97
MUNICIPALITY OF ANCHORAGE	106,086	\$20,890,058.57
CLERK OF COURT ANCHORAGE	34,327	\$343,886,381.93
CHILD SUPPORT SERVICES DIVISION	13,604	\$20,117,123.75
UA COLLEGE SAVINGS PLAN	13,262	\$0.00
DEPARTMENT OF LABOR	5,565	\$14,791,839.07
United States Treasury - Individual Tax (UNITED STATES TREASURY)	5,130	\$50,492,323.36
United States Treasury - Individuals (UNITED STATES TREASURY)	4,399	\$115,866,454.70
CITY OF WASILLA	4,212	\$282,019.00
UNIVERSITY OF ALASKA	3,659	\$4,954,690.67
Total of Top Ten Agencies	361,234	\$648,017,958.02
Total of Other Agencies	22,879	\$119,952,336.69
Total - All Garnishing Agencies	384,113	\$767,970,294.71

Top Ten Agency Filers	Paid			
	Payments	Amount	Average	Primary reason
DEPARTMENT OF LAW ANCHORAGE	55,195	\$11,201,703.09	\$202.95	Fines, delinquent taxes, attorney fees
MUNICIPALITY OF ANCHORAGE	27,022	\$4,309,184.25	\$159.47	Fines, delinquent taxes, attorney fees
UA COLLEGE SAVINGS PLAN FAIRBANKS	12,998	\$12,174,958.02	\$936.68	Private Writs - Small claims, debts
CLERK OF COURT ANCHORAGE	12,828	\$15,092,318.48	\$1,176.51	Fines, delinquent taxes, attorney fees
CHILD SUPPORT SERVICES DIVISION ANCHORAGE	8,890	\$13,252,394.40	\$1,490.71	Delinquent child support payments
U.S. Treasury - Fresno - Individual Tax	3,532	\$4,567,023.62	\$1,293.04	Delinquent income tax liabilities
DEPARTMENT OF LABOR JUNEAU	3,476	\$3,253,799.04	\$936.08	Fines, delinquent taxes, attorney fees
U.S. Treasury – Philadelphia - Individuals	3,309	\$5,252,227.65	\$1,587.26	Delinquent employment tax liabilities
AK. COMM. POSTSECONDARY EDUCATION JUNEAU	2,576	\$4,569,418.22	\$1,773.84	Delinquent tuition
UNIVERSITY OF ALASKA Anchorage	2,532	\$2,287,526.84	\$903.45	Fines, delinquent taxes, attorney fees
Total of Top Ten Agencies	132,358	\$75,960,553.61		
Total of Other Agencies	10,524	\$5,202,777.02		
Total - All Garnishing Agencies	142,882	\$81,163,330.63		

DIVISION PROCESSING ACTIVITY

Assignments

State statutes permit applicants to assign their dividend to a government agency or regional housing authority created under Alaska Statute 18.55.996. Any amount in excess of the liability due the assigned agency is paid to the applicant.

Assignments tend to be done on a “voluntary” basis where an individual wishes to utilize their upcoming PFD for a payment to a federal, state, municipal governmental agency, or to a court. Many of these assignments end up going towards housing payments for federal housing programs. Because these are assigned prior to the PFD calculation, it is the agency’s responsibility to either set an amount that they will accept for the upcoming PFD, or to have individuals assign percentages of their PFD. Individuals may assign up to one-hundred percent of their expected PFD, per AS 43.23.069(b).

Note: * A zero value in the “Submitted Amount” column indicates deductions requested as a percentage of the dividend balance, rather than a fixed amount.

Top Ten Assignees	Submitted	
	Number of Requests	Amount
AVCP HOUSING AUTHORITY	277	\$22,736.87
TLINGIT-HAIDA REGIONAL	257	\$76,715.34
BERING STRAITS REGIONAL HOUSING	235	\$20,417.70
CITY OF DILLINGHAM	178	\$42,799.20
NORTHWEST INUPIAT	89	\$0.00
MUNICIPALITY OF ANCHORAGE	88	\$39,780.41
DEPARTMENT OF H&SS	78	\$0.00
DEPARTMENT OF COMMERCE	56	\$2,225.00
CITY OF SELAWIK	56	\$35,419.00
ALEUTIAN HOUSING AUTHORITY	53	\$6,200.00
Total of Top Ten Assignees	1,367	\$246,293.52
Total of Other Assignees	457	\$77,568.46
Total of All Assignees	1,824	\$323,861.98

Top Ten Assignees	Paid			
	Payments	Amount	Average	Primary reason
TLINGIT-HAIDA REGIONAL JUNEAU	226	\$230,913.58	\$1,021.74	
BERING STRAITS REGIONAL HOUSING NOME	210	\$326,769.87	\$1,556.05	
AVCP HOUSING AUTHORITY BETHEL	206	\$277,231.03	\$1,345.78	
MUNICIPALITY OF ANCHORAGE	76	\$38,476.60	\$506.27	
NORTHWEST INUPIAT KOTZEBUE	72	\$132,075.03	\$1,834.38	
CITY OF DILLINGHAM DILLINGHAM	61	\$14,852.80	\$243.49	
ALEUTIAN HOUSING AUTHORITY ANCHORAGE	50	\$80,414.01	\$1,608.28	
CITY OF SELAWIK SELAWIK	46	\$32,140.60	\$698.71	
DEPARTMENT OF COMMERCE JUNEAU	45	\$83,087.00	\$1,846.38	
DEPARTMENT OF H&SS JUNEAU	40	\$71,168.61	\$1,779.22	
Total of Top Ten Assignees	1,032	\$1,287,129.13		
Total of Other Assignees	314	\$439,619.03		
Total of All Assignees	1,346	\$1,726,748.16		

DIVISION PROCESSING ACTIVITY

PAYMENTS

The first dividend payment disbursement for the current dividend year begins on the first Thursday in October and continues on a monthly cycle thereafter. In 2014, payment began on October 2nd. Applicants who selected the payment method of direct deposit or electronic payment have their dividends initially sent to financial institutions for deposit into checking or savings accounts. Deposit returns from financial institutions are paid via warrant in subsequent payment runs. Warrants, more commonly known as checks, are mailed to all applicants that did not select direct deposit.

If the garnished or assigned amount is less than the dividend amount, the remaining balance will be issued to the applicant by check or direct deposit, depending on their preference.

Note:

- Payment numbers below reflect payments made through December 31, 2014 only on 2014 Dividends. (See page 20 for payments of prior-year dividends)
- The total amounts shown below include funds distributed to applicants, or to agencies through garnishments, assignments, and charitable contributions.
- The total amounts shown below do NOT include balances still due to applicants that have not yet received the full dividend amount. As of December 31st, this total balance is \$420,258.00.

Highlights:

498,844 direct deposits settled October 2, 2014 for a total of **\$907,526,659.87**

85,277 warrants issued October 2, 2014 for a total of **\$148,119,766.53**

Payments of 2014 Dividends through Dec. 31, 2014			
	Applicants	Payment Method Percent	Total Amount
Applicants Paid by Direct Deposit			
Full Dividend Payment to Applicant	457,657		\$862,225,788.00
Payment to Applicant after Voluntary and/or Involuntary Deductions	61,329		\$115,539,780.00
Total Number of Applicants Paid by Direct Deposit	518,986	82.21%	\$977,765,568.00
Applicants Paid by Check			
Full Dividend Payment to Applicant	78,951		\$148,743,684.00
Partial Payment to Applicant - Voluntary and/or Involuntary Deductions	15,072		\$28,393,926.00
Total Number of Applicants Paid by Check	94,023	14.89%	177,137,610
Applicants Paid by Combination of Direct Deposit and Check			
Mixed payments, with and without deductions	1018	0.16%	\$1,832,934.00
Total 2014 Dividends to Applicants (all categories above)	614,027	97.26%	\$1,156,736,112.00
Eligible Dividends Fully Reduced by Garnishments and/or Levies (Involuntary Deductions)	17,279	2.74%	\$32,553,636.00
Total 2014 Dividend Paid (Including Adjustments)	631,306	100.00%	\$1,189,289,748.00

DIVISION PROCESSING ACTIVITY

Applications Paid in 2014 for Prior Year Dividends

Prior year dividends may have been issued during 2014 for any the following reasons:

- Applications for the 2013 dividend that were still in review or appeal at the end of calendar year 2013.
- Eligible Prior Year Applications for 18-year-old filers. Under regulation 15 AAC 23.133, an individual who has reached majority or who is an emancipated minor may apply for a prior year dividend. An individual who qualifies must meet all eligibility requirements for the respective prior year(s) and must file before the individual reaches 20 years of age. See Alaska Statute 43.23.055(3).
- Estate Applications and Applications for Disabled Adults. (These application types have an extended filing date of up to one year later than the filing deadline for the respective dividend year.)

Dividend Year	Dividends Paid	Dividend Amount	Total
2013	2,443	\$900.00	\$2,198,700.00
2012	217	\$878.00	\$190,526.00
2011	64	\$1,174.00	\$75,136.00
2010	26	\$1,281.00	\$33,306.00
2009	31	\$1,305.00	\$40,455.00
2007	44	\$1,654.00	\$72,776.00
2006	41	\$1,106.96	\$45,385.36
2005	29	\$845.76	\$24,527.04
2004	27	\$919.84	\$24,835.68
2003	17	\$1,107.56	\$18,828.52
2002	25	\$1,540.76	\$38,519.00
2001	21	\$1,850.28	\$38,855.88
2000	22	\$1,963.86	\$43,204.92
1999	20	\$1,769.84	\$35,396.80
1998	19	\$1,540.88	\$29,276.72
1997	18	\$1,296.54	\$23,337.72
1996	16	\$1,130.68	\$18,090.88
1995	3	\$990.30	\$2,970.90
1994	1	\$983.90	\$983.90
1993	1	\$949.46	\$949.46
1992	2	\$915.84	\$1,831.68
Total	3,087		\$2,957,893.46

* 2008 Dividends included the one-time Resource Rebate of \$1,200.00.

DIVISION PROCESSING ACTIVITY

Three Year Comparison of Application and Payment Statuses

Numbers shown here are historically reported as of December 31st of each respective year.

Highlights:

In 2014 the Division experienced a 1,691 increase in valid applications from the previous year.

Number of applicants who have received all 33 dividends since program inception (1982): 80,684

Note:

- Filing activity data below for 2013 and 2014 excludes invalid, duplicate, withdrawn applications, or applications submitted solely to establish sponsor eligibility.

Dividend Year	2014		2013		2012	
<u>Filing Activity</u>	Total	Percent Total	Total	Percent Total	Total	Percent Total
Applicants						
Adult	493,343	73.63%	490,578	73.40%	494,042	73.30%
Child	176,710	26.37%	177,784	26.66%	179,936	26.70%
Total	670,053	100.00%	668,362	100.00%	673,978	100.00%
Application Status						
Eligible for Payment	632,895	94.45%	632,313	94.57%	639,857	94.94%
Denied and not in appeal	25,473	3.80%	33,276	4.99%	32,739	4.86%
Denied and in Appeal	746	0.11%	802	0.12%	806	0.12%
In Review	10,939	1.63%	1,971	0.31%	576	0.09%
Total	670,053	100.00%	668,362	100.00%	673,978	100.00%

Note:

- Total dividends paid below in 2013 and 2014 include dividends for prior year dividends, as allowable by program regulations.
- Applications marked as "Fully Reduced" below included one or all of the following: donations, assignments, and/or garnishments.
- Prior to 2013, mixed method payments were not counted separately, but included in the category that represented that largest portion of the given dividend.

Dividend Year	2014		2013		2012	
<u>Payment Status</u>	Total	Percent Total	Total	Percent Total	Total	Percent Total
Paid by Direct Deposit	518,986	77.45%	512,992	76.23%	518,334	76.91%
Paid by Warrant	94,023	14.03%	92,365	13.73%	92,299	13.69%
Paid by Multiple methods	1018	0.15%	384	0.06%	*	
Fully Reduced	17,279	2.58%	26,365	3.91%	25,874	3.84%
Not paid (as of Dec. 31)	38,747	5.78%	40,845	6.07%	37,471	5.56%
Total	670,053	100.00%	672,951	100.00%	673,978	100.00%

DIVISION PROCESSING ACTIVITY

COLLECTIONS

The Division collects moneys from applicants for any of the following reasons:

- Dividends paid and subsequently determined to be ineligible to receive the dividend. (Applicants are assessed at a ten and one-half percent interest rate until the dividend is paid back)
- Dividends that have gone through the Division of Revenue's Criminal Investigations Unit will often return back to the PFD Division with restitution that must be paid. These cases get turned over to collections.

In 2011, electronic garnishment error assessments increased the collections unit cases by 2,900 cases. The increase in collected funds is a result of collections from administrative levies on current payable year dividends.

Note: In 2014, the Division made some adjustments to the way we collect and analyze statistical activity for Payments and Collections, to more accurately represent the current year's collections case activity.

2014 Collections Activity				
Month	New Cases	Closed Cases	Payments Processed	Amount Collected
January	13	4	52	\$7,231.37
February	4	12	44	\$8,337.26
March	1	19	54	\$31,957.28
April	4	7	54	\$6,406.43
May	1	10	46	\$5,966.21
June	4	23	58	\$12,675.80
July	10	17	44	\$6,825.92
August	9	12	58	\$8,394.92
September	6	18	47	\$18,722.85
October	6	277	366	\$214,085.12
November	9	19	47	\$13,476.81
December	17	8	35	\$6,818.18
Total	84	426	905	\$340,898.15

DIVISION PROCESSING ACTIVITY

CRIMINAL INVESTIGATIONS

Reports of suspected or potential fraud against the Permanent Fund Dividend program are all reviewed as they are received by the Department of Revenue's Criminal Investigations Unit. An investigation typically is opened where initial information, such as a fraud tip, is supported by additional information available from another source. This standard helps to ensure that erroneous information does not result in withholding of dividends from eligible applicants. There are many factors considered in determining whether investigations are ultimately resolved internally by the PFD Division ("Administrative" cases) or submitted for prosecution in court ("Criminal" cases). The CIU unit does *not* evaluate PFD program eligibility.

A given Case may encompass or pertain to more than one PFD Application. For example, if the application of an Adult Sponsor is being investigated, his or her sponsored Child Applications may be included as part of the Case. Both metrics are reported here.

Investigations Case Activity in 2014	cases	% change	applications	% change
Carry-over from previous year	381	10.86%	1005	-6.70%
New cases in 2014	822	52.22%		
Resolved	783	48.42%	1586	5.25%
Carry-forward to next year	420			
Resolution Status (Administrative):				
No Fraud found (case cleared)	567	50.80%	570	-21.92%
Fraud found (case remanded to PFD) ¹	144	-72.47%	523	
Fraud found (case referred for criminal prosecution)	40	-9.09%	271	-17.88%
Not screened or Investigation not started (carry forward)	75			
Resolution Status (Criminal):				
Declined	16	14.29%	72	-23.40%
Convictions	16	0.00%	150	-5.06%
Prosecution In Progress (carry forward)	42	23.53%	330	17.44%
Bench Warrant (carry forward) ²	19	11.76%	121	14.15%

Funds Saved or Recovered by CIU Action in 2014	Value
Admin Penalties assessed by PFDD	\$4,596.00
Criminal Restitution ordered	\$140,482.99
Criminal Settlements received	\$0.00
Dividends withheld pending Criminal resolution ³	\$21,587.00
Total potential recoverable funds	\$166,665.99
Potential program savings pending resolution/action	
Value of fraudulent cases remanded to PFD ¹	\$660,088.58
Value of cases pending prosecution	\$461,291.22
	\$1,121,379.80
Statute of limitations loss ⁴	\$37,214.84

¹: Applications found to contain fraudulent information or applicant answers, but not referred for Criminal prosecution, are remanded to the PFD Division and may or may not be assessed penalties, including administrative fines and forfeiture of eligibility, etc. The total value of these cases shown is the amount that *could* be withheld if all such applications were denied by the Division.

²: Criminal prosecution cases where the defendant failed to appear and a bench warrant has been issued. These cases are not considered as part of the CIU "active" inventory, but remain open with the court and carry over from year to year.

³: PFD applications, including subsequent years',

for which payment was held or eligibility determination is on hold, pending the results of the criminal case.

⁴: Funds not subject to restitution due to expiration of statute of limitations, and where repayment was not required under the terms of a plea agreement.

APPLICANT DEMOGRAPHICS

Applicant Demographics

GENDER, AGE, NAME

Demographics shown here are based on valid applications received for the 2014 dividend only. Ages are given as of December 31, 2014.

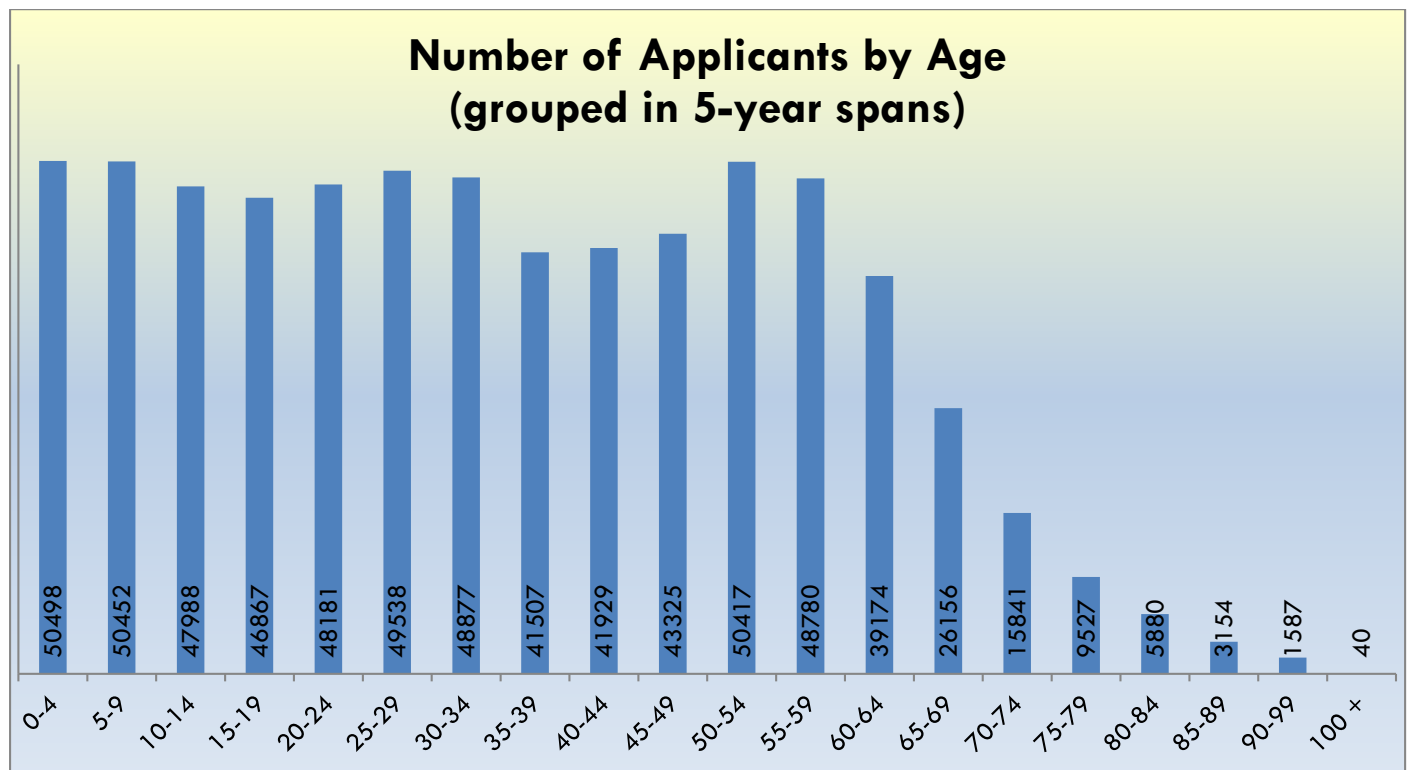
Gender	Applicants	%	Ratio
Men	340,402	50.80%	1.0326
Women	329,651	49.20%	1.0000
Total	670,053	100.00%	

Age	Applicants	%	Ratio
Adults (18 years and older)	493,343	73.627%	2.7918
Children (<18 years old)	176,710	26.373%	1.0000
Total	670,053	100.000%	

Highlights:

9,434 Alaskan newborns (babies born in Alaska during 2013) filed for their first dividend in 2014..

The oldest applicant on file in 2014 was **108** years old!



Most Common Names Among 2014 Dividend Applicants

Rank	Male Names	Female Names	Last Names
1	Michael	Mary	Smith
2	John	Jennifer	Johnson
3	James	Elizabeth	Williams
4	Robert	Sarah	Brown
5	David	Linda	Jones

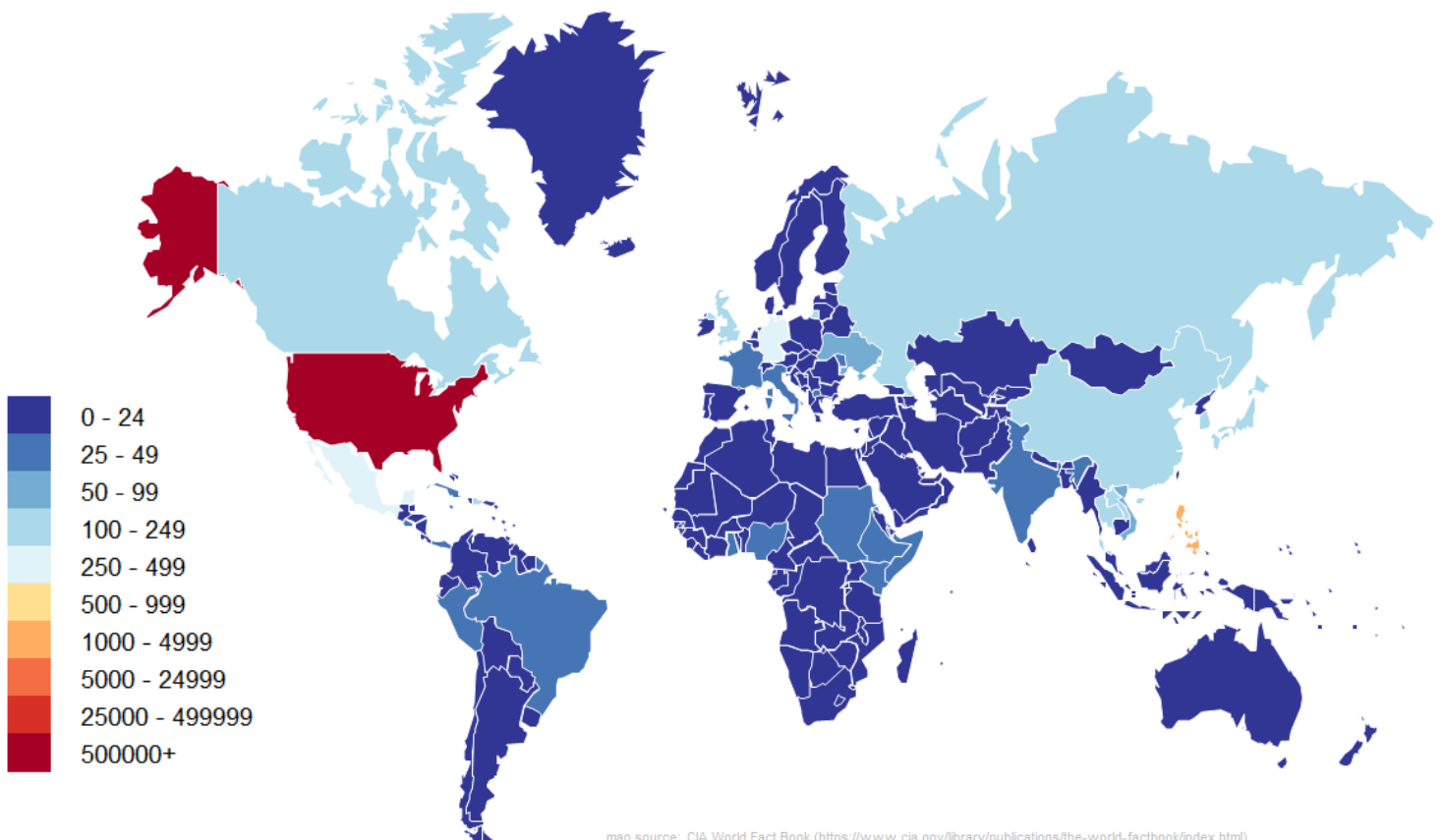
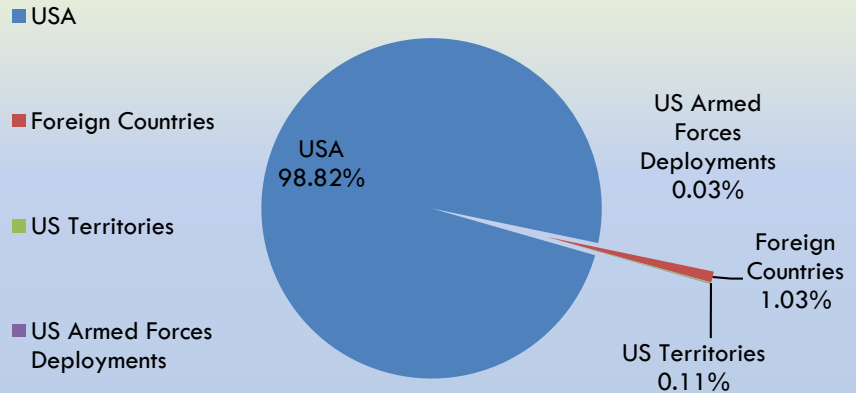
APPLICANT DEMOGRAPHICS

BIRTHPLACE

An applicant's place of birth is NOT a direct criterion in determining eligibility for a Permanent Fund Dividend (though citizenship and residency might be). These statistics are provided by the Division for information purposes only. Additional details are available in Appendix A: Applicant Birth Places.

The overwhelming majority of applicants for the 2014 Dividend reported the **United States** as their country of birth. The largest foreign-country represented was the **Philippines**.

Percentage of Applicants by Birth Region



map source: CIA World Fact Book (<https://www.cia.gov/library/publications/the-world-factbook/index.html>)

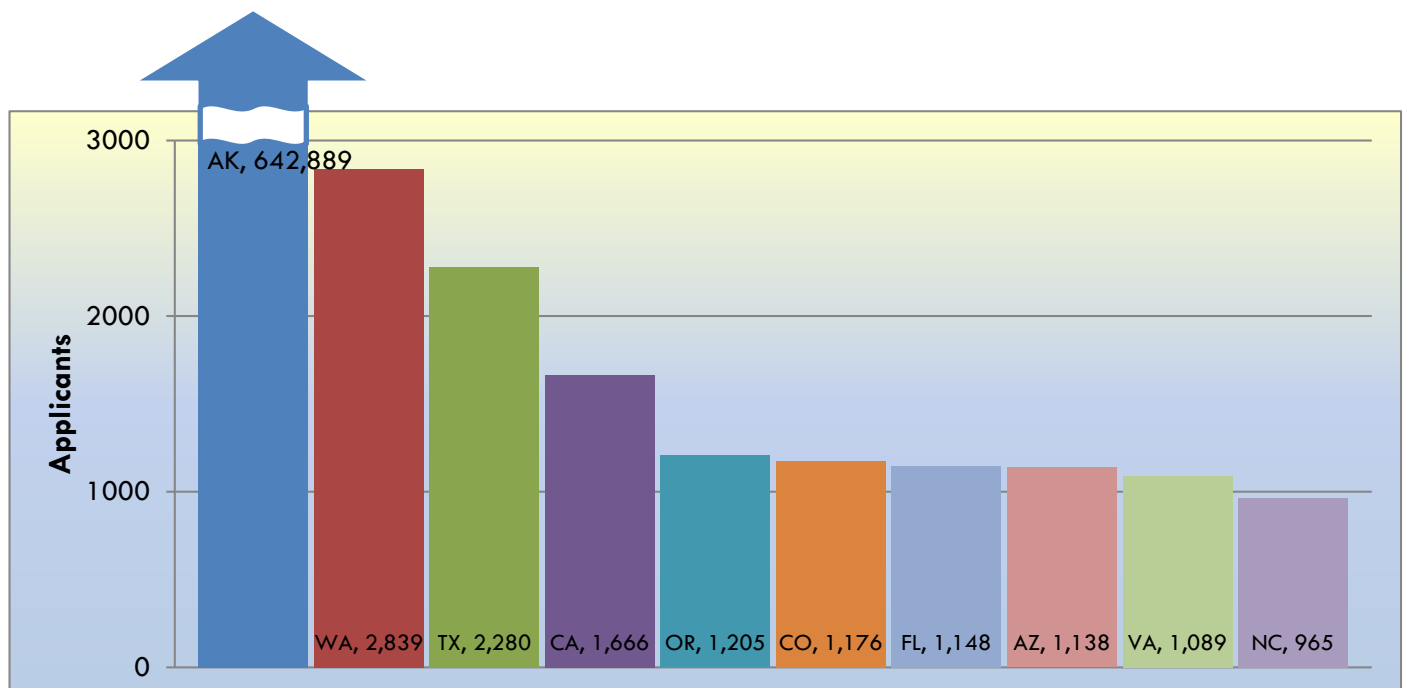
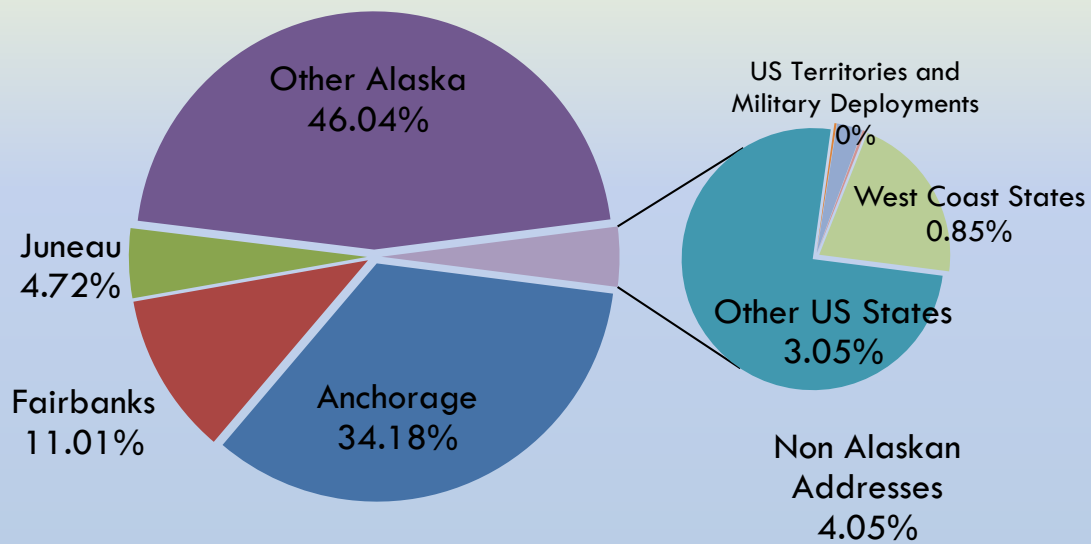
APPLICANT DEMOGRAPHICS

MAILING ADDRESS OVERVIEW

State regulations require persons applying for a Permanent Fund Dividend to provide the Division with current mailing and physical addresses, among other things.

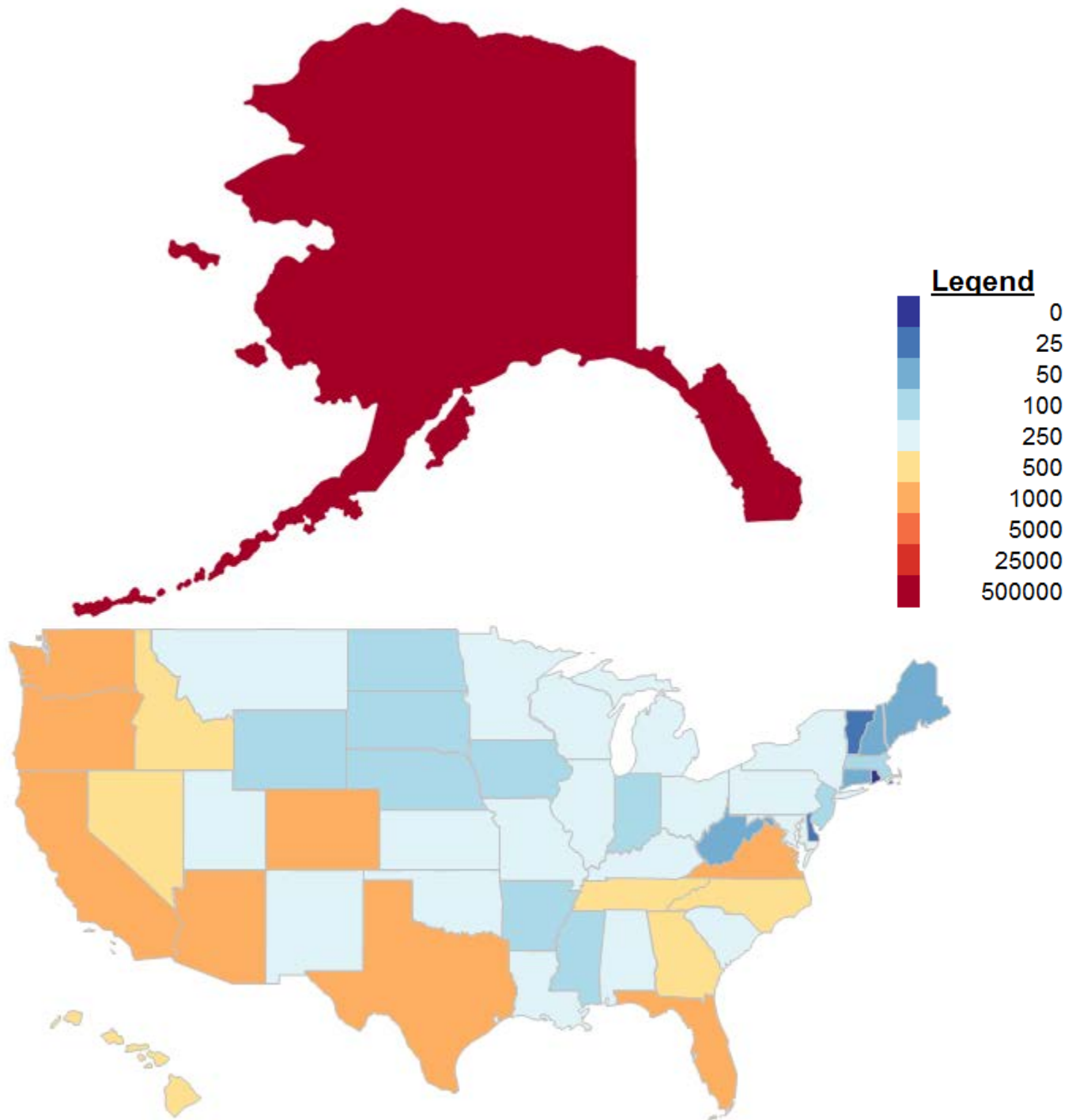
These statistics are provided by the Division for information purposes only, and additional details are available in Appendix B: Applicant Mailing Addresses.

Percentage of 2014 Applicant Mailing Addresses by Reporting Region



APPLICANT DEMOGRAPHICS

2014 Dividend Applicants by U.S. State, according to reported Mailing Address Zip Code



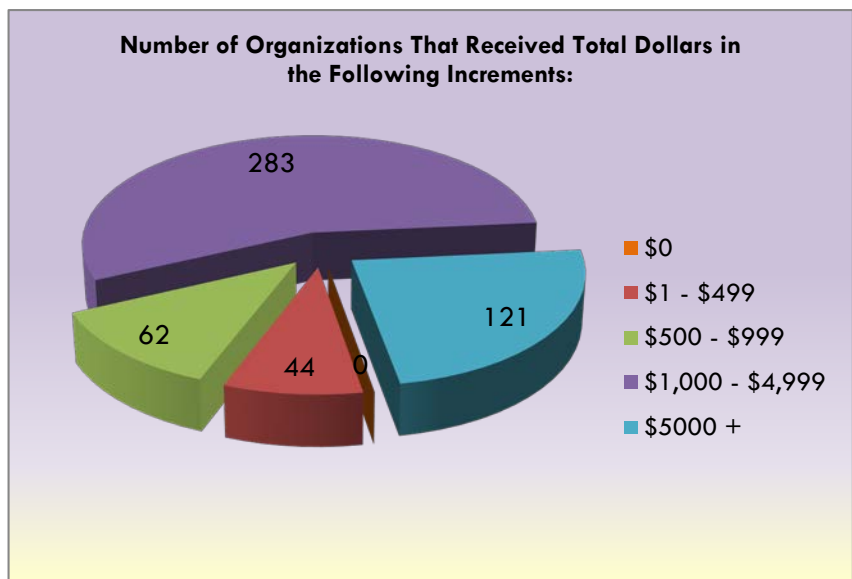
VOLUNTARY PROGRAMS

Voluntary Programs

PICK.CLICK.GIVE.

In 2009, the PFDD implemented a three-year charitable giving pilot program, Pick.Click.Give., authorized by the Alaska legislature per statute AS 43.23.062. In 2012, it became a permanent addition to the PFD online application process.

Initially funded by the Rasmuson Foundation and managed by United Way and the Foraker Group, the program allows an applicant to electronically pledge all or a portion of their dividend to eligible Alaskan nonprofit organizations. "The program goal is to increase individual charitable giving overall, along with increasing the number of new donors to nonprofit organizations." Additional information regarding the program can be found at www.pickclickgive.org.



Applicants are allowed to withdraw their pledges up to a specified date, and pledge amounts may be reduced by other garnishments or assignments that take priority. An ineligible applicant pledge would also not be paid. Hence, the actual contributed amount is generally lower than the amounts pledged during the application period.

Highlights:

Number of applicants who pledged: **26,813**
 Number of individual pledges to an organization: **52,424**

Number of eligible charitable organizations: **512**

Amount pledged vs amount paid

Total Dollars Pledged By Applicants	\$3,383,850.00
Pledges Withdrawn	(\$575,675.00)
Net Total Dollars Pledged	\$2,808,175.00
Total Dollars Paid to Organizations	\$2,666,996.81

Charitable Contributions Appeals

United Way of Anchorage, who acts as the Department of Revenue's "agent", determines if an organization is eligible or ineligible to be included in the charitable contribution list. If the organization is ineligible to be included in the charitable contribution list for the following year's Permanent Fund Dividend electronic application, the organization is issued a denial letter explaining the reasons they are not eligible. The organization has 15 days from the date of the denial letter to file an appeal explaining and supporting their position. Appeals for inclusion in the PFD Charitable Contribution list on the PFD Electronic Application differ from other appeals as they go directly to formal hearing as "fast track" hearings. PFD Division Appeals Specialists prepare the case for a formal hearing and the case is heard by an Administrative Law Judge with the Office of Administrative Hearings (OAH). United Way does not participate in the appeal hearing itself and does not participate in the appeal process. United Way only determines initial eligibility according to state law as the Department of Revenue's agent. There is no fee to file an appeal for inclusion in the PFD Charitable Contribution list on the PFD Electronic Application.

VOLUNTARY PROGRAMS

UNIVERSITY OF ALASKA COLLEGE SAVINGS PLAN

In 1990, legislation establishing the Alaska Education Trust Fund (AS 14.40.807) and authorizing an allowance for applicants to contribute fifty percent of their dividend to the fund was passed. In 1991, the name of the fund was changed to the Advance College Tuition (ACT) Payment Fund. The ACT option first appeared on the 1991 dividend applications.

In the fall of 2001, the University of Alaska developed the UA College Savings Plan program as the main program for which contributions can be made toward advanced college tuition costs. The UA College Savings Plan provides various investment strategies to individuals making contributions. Additional information regarding the plan can be found at www.uacollegesavings.com.

Note:

- Applicants represent those who opted into the ACT program on their application and were paid a partial or full dividend.
- Total contributions represent actual dollars distributed to the College Savings Plan through December 31, 2014.

YEAR	APPLICANTS	TOTAL CONTRIBUTIONS
2014	12,998	\$12,174,958.02
2013	12,173	\$5,442,842.99
2012	11,214	4,892,579.86
2011	9,642	5,611,270.33
2010	9,032	5,748,649.82
2009	7,910	5,012,962.90
2008	8,766	9,050,096.40
2007	8,495	6,991,936.59
2006	7,847	4,322,765.60
2005	7,482	3,150,343.08
2004	6,601	3,020,373.59
2003	5,667	3,121,888.81
2002	5,094	3,901,412.29
2001	4,464	4,107,056.79
2000	3,766	3,681,902.17
1999	3,663	3,225,384.06
1998	3,468	2,655,048.28
1997	4,426	2,861,877.87
1996	4,945	2,790,779.51
1995	5,405	2,670,684.24
1994	5,905	2,897,904.88
1993	5,925	2,806,199.41
1992	5,490	2,507,537.40
1991	5,018	2,329,943.62
Total	165,396	\$104,976,398.51

PERMANENT FUND DIVIDEND DIVISION HISTORY

Permanent Fund Dividend Division History

OPERATIONS ANNUAL CYCLE

The Permanent Fund Dividend Division's (PFDD) yearly cycle starts January 1, when the application period opens. Alaskans may submit an electronic or paper application for a Permanent Fund Dividend during the filing period, January 1 to March 31. Currently, the busiest times of the filing period are the month of January and the last two weeks of March, at the conclusion of the PFD filing season.

Applications received electronically are uploaded and electronically assessed. Applications, supporting documentation and signature pages received on paper are scanned and keyed into the Dividend Application Information System (DAIS) and then electronically assessed.

The process of determining applicant eligibility begins as soon as applications are received by the Division. Applications flagged for further review by DAIS are assigned to eligibility technicians for evaluation primarily in one or more of the following areas: establishing residency, breaking Alaska residency ties, being absent from Alaska, and/or having the intent to remain in or return to Alaska. Guided by State of Alaska Statutes and PFD Regulations, Eligibility Technicians use current or prior year applicant information, if needed, and contact the applicant for additional information in order to make an eligibility determination. Many cases can be resolved without contacting the applicant. The current goal of the PFDD is to complete most eligibility determinations by the first Thursday in October, which is the first payment of the new dividend year.

During May, a list of applicants and their Social Security numbers are submitted to the Internal Revenue Service for Taxpayer Identification Number (TIN) matching. Those applicants whose information on file with the PFDD does not match the information on file with the IRS are flagged. These applicants have the opportunity to correct their information during the summer months. Those applicants that do not correct their information will be subject to a 28% IRS backup withholding when their PFD is issued.

In July, the Alaska Permanent Fund Corporation (APFC) transfers dividend funds to the PFDD that will be available for the PFD distribution. The PFDD calculates the dividend amount and provides it to the Governor's office who arranges to announce the PFD dollar amount in mid to late September. Also in July, the Division's data processing and payment teams confirm applicant supplied direct deposit information through our approved financial institutions in a process called the *pre-note*. This process allows the division to verify account information accuracy and successfully process the highest percentage of requested direct deposits in the Fall.


The Division now pays all eligible Alaskans on the first scheduled payment date of the year, regardless of the payment method selected (direct deposit or check). Prior to the 2010 dividend, direct deposit payments were distributed two weeks earlier than checks. Mid-September through the end of October is considered payment season for the Division and is a busy time for public contact. During this time more of our eligibility technicians are assigned to payment support by phone, in person or via email.

During late November and early December the Division focuses on finishing the remaining work of eligibility determinations, as well as preparations for the next filing season and training. It is during this time that the Division often sees a rise in appeals for denied applications. Applicants that disagree with an eligibility determination have thirty days from the denial decision date to file an appeal. Appeals are worked on a year round basis on a first come, first served manner. Throughout the year the Department of Revenue's Criminal Investigation Unit investigates hundreds of applications for potential PFD fraud based on tips from the public and information received from federal, state, and municipal agencies. Additionally, the Division conducts focused audits and investigates information that is obtained through the Division's internal processes, including anomalies noted in processing applications.

The PFDD has made great strides in applicant data processing as well as bringing communication technology, such as the website and phone systems, current with industry standards. In 2011, the Division implemented a new Virtual Call Center that allows for better handling, tracking, and recording of incoming calls. This helps with quality control and fraud prevention, and will offer additional benefits when tracking all forms of Division communication in the future.

PERMANENT FUND DIVIDEND DIVISION HISTORY

PROGRAM TIMELINE



1976	<ul style="list-style-type: none">• Voters pass a constitutional amendment to establish the Permanent Fund (Alaska Constitution, Article IX, Section 15).
1980	<ul style="list-style-type: none">• First Permanent Fund dividend legislation enacted. The legislation established a program giving every adult Alaska resident \$50.00 for every year of residency since statehood in 1959 and also established a Dividend Fund. Payment of dividends were stayed under litigation (Zobel v Williams) challenging the constitutionality of the program.
1982	<ul style="list-style-type: none">• U.S. Supreme Court ruled the 1980 legislation unconstitutional. In response to the litigation, the legislature passed legislation authorizing equal dividend payments to all six-month residents. The first dividend amount was \$1,000.00. The first dividend checks were distributed June 14th.
1983	<ul style="list-style-type: none">• Residency period defined as six months ending March 31st. Filing due date established as June 30th.
1985	<ul style="list-style-type: none">• Hold-harmless program funding for public assistance recipients changed from General Fund to Permanent Fund Dividend Fund.
1986	<ul style="list-style-type: none">• Olympics check-off program begins. Persons allowed to donate \$5.00 to Alaska Winter Olympics account in General Fund.
1988	<ul style="list-style-type: none">• In January the Permanent Fund Dividend Division was established.
1989	<ul style="list-style-type: none">• Legislature changed residency period from six to 24 months. Individuals banned from assigning dividends (except to government) by regulation. Felons not eligible for dividends. Physical presence requirement established. Last year for Olympics check-off.
1990	<ul style="list-style-type: none">• Superior Court ruled 24-month residency requirement unconstitutional and changed the residency requirement to 12 months (Lindy v Malone). Disclosure requirements established to print program costs on dividend checks.

PERMANENT FUND DIVIDEND DIVISION HISTORY



1991	<ul style="list-style-type: none">• Check-off program for Advance College Tuition started. Percent of dividend subject to levy for private judgments increased from 50% to 55%. Fairbanks office closed in September 1991. First receipt cards mailed.
1992	<ul style="list-style-type: none">• Individuals banned from assigning dividends (except to government agencies) by statute.
1993	<ul style="list-style-type: none">• Direct Deposit programs for full dividends established. Residency period changed to calendar year. Voter registration forms included with application.
1994	<ul style="list-style-type: none">• Filing due date changed to March 31. Longevity Bonus Annuity check-off program began. Legislature authorizes the division to charge fee for processing claims and assignments on dividends.
1995	<ul style="list-style-type: none">• Longevity Bonus Annuity check-off program repealed.
1996	<ul style="list-style-type: none">• Misdemeanants with two prior crimes not eligible for dividends.
1997	<ul style="list-style-type: none">• Fairbanks office re-opened in February.
1998	<ul style="list-style-type: none">• Internet program implemented to allow applicants to check their status online. All allowable absences defined in statutes (statutory provision for commissioner to define absences by regulation repealed). Spouses accompanying eligible residents authorized as allowable absence. Authority to file for estates (persons who die during filing period) established. Physical presence changed to 72 hours every two years (effective for 2000 dividend). Percent of dividend subject to levy for private judgment increased from 55% to 80%.

PERMANENT FUND DIVIDEND DIVISION HISTORY



1999	<ul style="list-style-type: none">• Online application implemented, but applicants required to print and sign full application. Direct Deposit program expanded to include partial dividends.
2000	<ul style="list-style-type: none">• Imaging system and new data entry system implemented in January. First year that applications were imaged. Improved online application implemented in March (applicants required to sign signature page only).
2001	<ul style="list-style-type: none">• Alaska Supreme Court rules that immigrant aliens who form intent to remain in Alaska qualify for dividends.
2002	<ul style="list-style-type: none">• Receipt letter replaces application receipt card. Department of Health and Social Services files applications electronically. Final year securities companies participated in the Direct Deposit program. Misdemeanants with one prior felony or two prior misdemeanors not eligible for dividend.
2003	<ul style="list-style-type: none">• Electronic signature for online applications implemented March 20th.
2004	<ul style="list-style-type: none">• Receipt letters eliminated. Online application expanded to cover full application and supplemental schedule. Tri-fold direct deposit advice implemented. Selective Service registration part of the application.
2005	<ul style="list-style-type: none">• 30 day response regulation adopted. Fraud subpoena power authorized. Power of Attorney allowed for military serving outside the US. Phase I of new Applicant Information system implemented. Checks issued two weeks after Direct Deposits. Applicant addresses no longer public information.
2006	<ul style="list-style-type: none">• Two Direct Deposits with early payment for on-line January filers. Online filing increases to 57% of applications filed. Allowable absences for Peace Corps volunteers and members of US Olympic team restored.

PERMANENT FUND DIVIDEND DIVISION HISTORY



2007

- Online payment history access for authorized agencies and individuals adopted.

2008

- One time resource rebate added to dividend. Payment timing moved up to September in response to high energy costs. New eligibility system rolled out.

2009

- The Charitable Contribution program named Pick.Click.Give. is launched. The online program allows an applicant to donate all or a portion of their dividend to charities of their choosing.

2010

- Community distribution centers are used for distributing paper applications for the first time. Postal delivery to every Alaskan mailbox is reduced to targeted mailings in light of over 75% of applicants filing online.

2013

- The Division publishes a Facebook page to develop an additional interactive experience with Alaskans through social networking.

2014

- The Division implements system changes to expand the options for Direct Deposit of dividend payments. Within months, the number of financial institutions selected by applicants for Direct Deposit jumps from 22 to over 350!

PERMANENT FUND DIVIDEND DIVISION HISTORY

FIVE YEAR DIVIDEND CALCULATION

The dividend amount is calculated annually, and has been historically announced in mid-September. The amount of the dividend is calculated by dividing the amount available for distribution from the AK Permanent Fund Corporation (APFC) earnings account by an estimated number of eligible applicants. The calculation is based on a statutory formula under Alaska Statute 43.23.025 and is required by law to be announced by October 1. Note:

- PFC statutory net income equals realized earnings excluding income from North Slope royalty case (State vs Amerada Hess). "The formula is based on an average of the Fund's income over five years in order to produce a more stable flow of dividend amounts from year to year." (www.apfc.org)
- Dividend amounts are rounded to an even amount to result in an even half-amount for applicants who designate fifty percent of their dividend be contributed to the UA College Savings program (AS 14.40.807).

Dividend Calculation

Dividend Year	2014	2013	2012	2011	2010
PFD Fund Balance as of Calculation Date	\$10,545,821.44	\$11,663,279.62	\$4,619,905.85	\$3,224,665.24	\$6,679,240.43
Add Permanent Fund Earnings (5-year average)	\$1,234,833,864.35	604,149,670.30	605,225,946.46	800,613,497.83	857,983,435.39
Less Appropriations and Reductions					
Appropriations (see below)	(36,048,800.00)	(38,559,400.00)	(41,194,100.00)	(42,163,700.00)	(42,080,100.00)
Reductions (see below)	(766,480.03)	(1,027,826.41)	(1,313,447.92)	(1,450,310.08)	(702,065.51)
Total Appropriations and Reductions	(36,815,280.03)	(39,587,226.41)	(42,507,547.92)	(43,614,010.08)	(42,782,165.51)
Total Amount Available for Dividends	\$1,208,564,405.76	\$576,225,723.51	\$567,338,304.39	\$760,224,152.99	\$821,880,510.31
Estimated Eligible Applicants	641,489	640,249	646,805	647,549	641,595
Dividend Amount	\$1884.00	\$900.00	\$878.00	\$1,174.00	\$1,281.00

PERMANENT FUND DIVIDEND DIVISION HISTORY

Appropriations and Reductions Detail

Appropriations	2014	2013	2012	2011	2010
Department of Health and Social Services	\$17,724,700.00	\$17,474,700.00	\$16,284,700.00	\$16,284,700.00	\$13,584,700.00
(Hold-harmless provision for public assistance programs)					
Department of Corrections	\$8,445,900.00	10,047,400.00	14,890,400.00	15,920,300.00	10,037,000.00
Department of Revenue, PFD Division	\$8,245,500.00	9,920,900.00	8,221,000.00	8,310,100.00	8,261,400.00
Department of Public Safety					
Council on Domestic Violence & Sexual Assault	N/A	N/A	N/A	N/A	7,606,700.00
Department of Administration					
Violent Crimes Compensation Board	\$1,502,700.00	1,116,400.00	1,798,000.00	1,648,600.00	1,883,500.00
Fund Capitalization and Administration Fees	N/A	N/A	N/A	N/A	0
Total Department of Administration	\$1,502,700.00	1,116,400.00	1,798,000.00	1,648,600.00	1,883,500.00
Alaska State Legislature - Office of Victims' Rights	N/A	N/A	N/A	N/A	706,800.00
Total Appropriations	\$36,048,800.00	\$38,559,400.00	\$41,194,100.00	\$42,163,700.00	\$42,080,100.00

Reductions	2014	2013	2012	2011	2010
Reserve for Prior Year Dividend Liabilities	\$227,426.85	\$294,858.33	\$773,576.02	\$843,729.84	\$290,914.42
Reserve for 18-year-old Filers	\$471,053.18	612,968.08	539,871.90	606,580.24	411,151.09
Reserve for 2008 Resource Rebate Payments	\$68,000.00	120,000.00	N/A	N/A	N/A
Total Reductions	\$766,480.03	\$1,027,826.41	\$1,313,447.92	\$1,450,310.08	\$702,065.51

PERMANENT FUND DIVIDEND DIVISION HISTORY

DIVIDEND APPLICATIONS AND PAYMENTS SINCE 1982

Dividend statistics are through December 31 of each respective year. Applications received are all valid applications received during the respective year, for that year's dividend only. Population statistics were obtained from the Alaska Department of Labor and Workforce Development 2014 population estimate as of July 1, 2014. The count of Dividends Paid and the value of Total Disbursed Amount includes dividends that may have been garnished or donated. The 2008 Dividend amount excludes the one-time \$1,200 addition of the 2008 Resource Rebate.

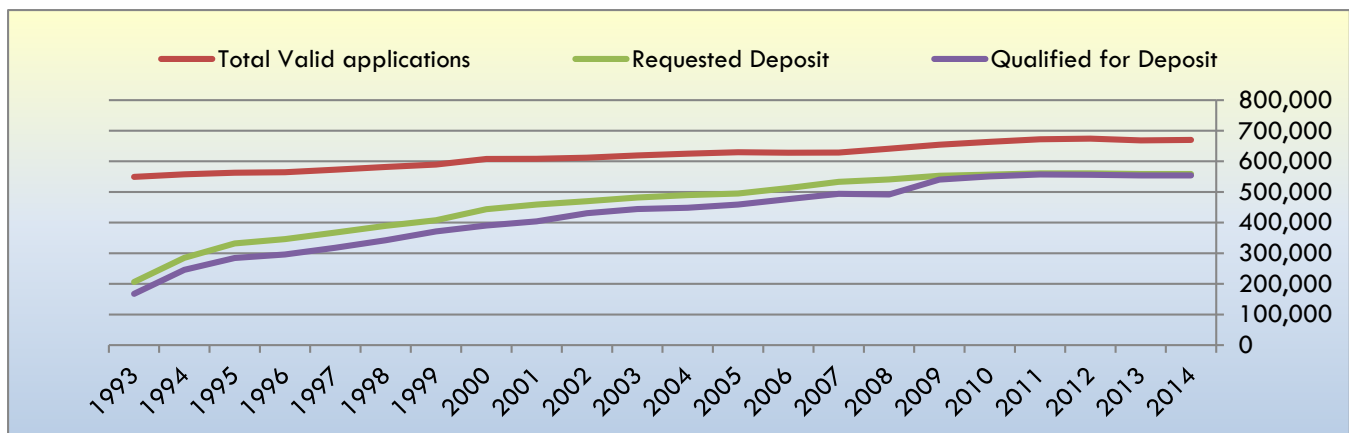
Dividend Year	State Population	Dividend Applications		Dividend Amount	% Change from Prior Year	Total Disbursed Amount
		Received	Paid			
2014	735,601	670,053	631,306	\$1,884.00	209%	\$1,189,289,748.00
2013	736,399	668,362	631,470	\$900.00	3%	\$568,323,000.00
2012	732,298	673,978	610,633	\$878.00	-25%	\$536,135,774.00
2011	722,190	672,237	615,122	\$1,174.00	-8%	\$722,153,228.00
2010	710,231	663,938	611,522	\$1,281.00	-2%	\$783,359,682.00
2009	692,314	654,462	621,146	\$1,305.00	-37%	\$810,595,530.00
2008	679,720	641,291	610,096	\$2,069.00	25%	\$1,262,288,624.00
2007	674,510	628,895	595,237	\$1,654.00	49%	\$984,521,998.00
2006	669,716	623,792	594,029	\$1,106.96	31%	\$657,566,341.84
2005	663,085	627,595	596,936	\$845.76	-8%	\$504,864,591.36
2004	656,569	625,535	599,243	\$919.84	-17%	\$551,207,681.12
2003	647,188	619,552	595,571	\$1,107.56	-28%	\$659,630,616.76
2002	640,183	612,377	589,420	\$1,540.76	-17%	\$908,154,759.20
2001	631,957	608,600	586,230	\$1,850.28	-6%	\$1,084,689,644.40
2000	627,533	607,910	583,098	\$1,963.86	11%	\$1,145,122,838.28
1999	622,000	589,874	572,871	\$1,769.84	15%	\$1,013,890,010.64
1998	617,082	581,912	565,234	\$1,540.88	19%	\$870,957,765.92
1997	609,655	573,166	554,736	\$1,296.54	15%	\$719,237,413.44
1996	605,212	564,496	546,091	\$1,130.68	14%	\$617,454,171.88
1995	601,581	563,136	541,921	\$990.30	1%	\$536,664,366.30
1994	600,622	557,957	534,669	\$983.90	4%	\$526,060,829.10
1993	596,906	549,151	527,991	\$949.46	4%	\$501,306,334.86
1992	586,722	542,341	522,670	\$915.84	-2%	\$478,682,092.80
1991	569,054	533,762	512,119	\$931.34	-2%	\$476,956,909.46
1990	553,171	531,575	497,626	\$952.63	9%	\$474,053,456.38
1989	538,900	524,354	507,591	\$873.16	6%	\$443,208,157.56
1988	535,000	532,276	518,160	\$826.93	17%	\$428,482,048.80
1987	541,300	535,601	529,493	\$708.19	27%	\$374,981,647.67
1986	550,700	540,216	532,305	\$556.26	38%	\$296,099,979.30
1985	543,900	525,148	518,480	\$404.00	22%	\$209,465,920.00
1984	524,000	490,413	481,348	\$331.29	-14%	\$159,465,778.92
1983	499,100	465,569	457,206	\$386.15	-61%	\$176,550,096.90
1982	464,300	484,344	469,738	\$1,000.00		\$469,738,000.00
Total		19,283,868	18,461,308	\$37,027.41		\$21,141,159,036.89

PERMANENT FUND DIVIDEND DIVISION HISTORY

Direct Deposits since 1993

- Beginning 1999, Permanent Fund Dividend Division implemented partial direct deposit. For 1993 through 1998, applicants qualified for direct deposit only if they received the full dividend amount.
- Applicants might not qualify for direct deposit because their bank account was closed or their direct deposit information was incomplete.
- Applicants may qualify for a direct deposit, but may not necessarily be paid through direct deposit.
- Beginning 2013, eligible applications filed by the Office of Public Advocacy were paid via direct deposit.
- Total Paid via Direct Deposit includes only 2014 Dividends, paid by Direct Deposit or a combination of Direct Deposit and another payment type.

Year	Total Valid Applications	Requested Deposit	Qualified for Deposit	Dividend Amount	Total Paid via Direct Deposits	# Financial Inst.	Percent Request	Percent Qualified
2014	670,053	558,839	554,239	1,884.00	945,873,705.04	22	83.40%	82.72%
2013	668,362	555,735	550,676	900.00	461,880,888.00	22	83.05%	82.30%
2012	673,978	560,591	555,960	878.00	439,207,005.01	22	83.18%	82.49%
2011	672,237	560,928	556,903	1,174.00	595,333,352.98	22	83.44%	82.84%
2010	663,938	556,531	551,038	1,281.00	644,142,719.82	22	83.82%	83.00%
2009	654,462	552,750	540,601	1,305.00	652,862,875.03	22	84.46%	82.60%
2008	641,291	541,075	491,770	3,269.00	1,571,666,204.84	22	84.37%	76.68%
2007	628,895	533,237	493,997	1,654.00	783,829,829.47	23	84.79%	78.55%
2006	627,917	512,510	476,775	1,106.96	505,381,490.02	23	81.62%	75.93%
2005	629,554	495,057	459,004	845.76	372,163,399.94	23	78.64%	72.91%
2004	625,072	489,546	448,642	919.84	395,606,262.86	23	78.32%	71.77%
2003	619,220	482,110	444,268	1,107.56	473,617,814.63	24	77.86%	71.75%
2002	612,188	470,007	430,891	1,540.76	642,457,942.63	28	76.77%	70.39%
2001	608,458	458,848	404,247	1,850.28	735,554,215.65	33	75.41%	66.44%
2000	607,784	443,713	390,312	1,963.86	755,128,494.87	33	73.01%	64.22%
1999	589,738	407,508	371,262	1,769.84	649,647,524.81	34	69.10%	62.95%
1998	581,803	389,310	342,531	1,540.88	527,799,167.28	34	66.91%	58.87%
1997	573,057	367,693	318,160	1,296.54	412,507,166.40	38	64.16%	55.52%
1996	564,362	345,929	295,803	1,130.68	334,458,536.04	43	61.30%	52.41%
1995	563,020	332,224	284,466	990.30	281,706,679.80	28	59.01%	50.53%
1994	557,836	285,132	245,911	983.90	241,951,832.90	26	51.11%	44.08%
1993	549,066	205,895	167,618	949.46	159,146,586.28	23	37.50%	30.53%
Total	12,912,238	9,549,433	8,824,398	28,457.62	11,636,195,094.65			



APPENDIX A: APPLICANT BIRTHPLACE DETAIL

Appendix A: Applicant Birthplace Detail

Data shown here represents information provided by Applicants to the Division across all *valid* applications received during 2014, including applications for prior dividend years.

Reported Birth Country	State or Territory Name	Applicants	% of total
USA	Alabama	354	0.05%
	Alaska	23,717	3.54%
	Arizona	804	0.12%
	Arkansas	253	0.04%
	California	4,221	0.63%
	Colorado	930	0.14%
	Connecticut	193	0.03%
	Delaware	64	0.01%
	District of Columbia	89	0.01%
	Florida	1,058	0.16%
	Georgia	747	0.11%
	Hawaii	645	0.10%
	Idaho	669	0.10%
	Illinois	877	0.13%
	Indiana	436	0.07%
	Iowa	289	0.04%
	Kansas	361	0.05%
	Kentucky	260	0.04%
	Louisiana	406	0.06%
	Maine	187	0.03%
	Maryland	304	0.05%
	Massachusetts	392	0.06%
	Michigan	1,090	0.16%
	Minnesota	804	0.12%
	Mississippi	283	0.04%
	Missouri	502	0.07%
	Montana	552	0.08%
	Nebraska	267	0.04%
	Nevada	319	0.05%
	New Hampshire	103	0.02%
	New Jersey	373	0.06%
	New Mexico	327	0.05%
	New York	1,038	0.15%
	North Carolina	766	0.11%
	North Dakota	202	0.03%
	Ohio	775	0.12%
	Oklahoma	528	0.08%
	Oregon	1,595	0.24%
	Pennsylvania	750	0.11%
	Rhode Island	79	0.01%
	South Carolina	317	0.05%
	South Dakota	197	0.03%
	Tennessee	421	0.06%
	Texas	1,886	0.28%
	Utah	690	0.10%
	Vermont	87	0.01%

APPENDIX A: APPLICANT BIRTHPLACE DETAIL

	Virginia	621	0.09%
	Washington	2,676	0.40%
	West Virginia	124	0.02%
	Wisconsin	606	0.09%
	Wyoming	234	0.03%
	(blank)	608,239	90.77%
US Territories ¹	American Samoa	381	0.06%
	Federated States of Micronesia	20	0.00%
	Guam	91	0.01%
	Marshall Islands	1	0.00%
	Northern Mariana Islands	20	0.00%
	Palau	14	0.00%
	Puerto Rico	211	0.03%
	Virgin Islands	20	0.00%
US Armed Forces Deployments	Armed Forces Africa, Canada, Europe, Middle East	141	0.02%
	Armed Forces Americas (Except Canada)	18	0.00%
	Armed Forces Pacific	67	0.01%
Foreign Countries	(blank)	5,362	0.80%
Total		670,053	100.00%

¹: US Territories are based on recognition as such by the USPS and may not necessarily reflect current recognition status for US citizenship or immigration status.

APPENDIX B: APPLICANT MAILING ADDRESS DETAIL

Appendix B: Applicant Mailing Address Detail

Data shown here represents information provided by Applicants to the Division across all *valid* applications received during 2014, including applications for prior dividend years. Regional designations shown here are grouped according to historical maps of PFD Division-recognized distribution centers.

Region	ZIP Code	City	State	Adults	Children
Anchorage	99501	ANCHORAGE	AK	11,784	2,420
	99502	ANCHORAGE	AK	15,744	5,311
	99503	ANCHORAGE	AK	10,470	2,722
	99504	ANCHORAGE	AK	26,407	9,681
	99505	JBER	AK	843	752
	99506	JBER	AK	1,240	991
	99506	MCB KANOEHOE BAY	AK	1	0
	99507	ANCHORAGE	AK	25,290	8,356
	99508	ANCHORAGE	AK	21,813	8,297
	99509	ANCHORAGE	AK	1,641	281
	99510	ANCHORAGE	AK	683	82
	99511	ANCHORAGE	AK	2,221	431
	99513	ANCHORAGE	AK	3	0
	99514	ANCHORAGE	AK	1,300	472
	99515	ANCHORAGE	AK	15,130	5,105
	99516	ANCHORAGE	AK	13,497	4,605
	99517	ANCHORAGE	AK	10,929	3,127
	99518	ANCHORAGE	AK	6,710	1,968
	99519	ANCHORAGE	AK	641	131
	99520	ANCHORAGE	AK	1,044	285
	99521	ANCHORAGE	AK	1,039	272
	99522	ANCHORAGE	AK	1,167	254
	99523	ANCHORAGE	AK	1,328	337
	99524	ANCHORAGE	AK	1,623	346
	99524	(blank)	AK	1	0
	99540	BIRD CREEK	AK	76	20
	99540	INDIAN	AK	112	20
	99695	ALEXANDER CREEK	AK	1	0
	99695	ANCHORAGE	AK	22	3
(Anchorage totals)				172,760	56,269
Fairbanks	99701	FAIRBANKS	AK	10,394	3,291
	99702	EIELSON AFB	AK	588	453
	99705	NORTH POLE	AK	11,906	4,722
	99706	FAIRBANKS	AK	1,055	211
	99707	FAIRBANKS	AK	3,485	859
	99708	FAIRBANKS	AK	4,646	1,098
	99709	FAIRBANKS	AK	13,476	4,242
	99710	FAIRBANKS	AK	1,103	282
	99710	STEESE	AK	100	29

APPENDIX B: APPLICANT MAILING ADDRESS DETAIL

Region	ZIP Code	City	State	Adults	Children
	99711	FAIRBANKS	AK	1,000	295
	99712	EBERHARDT	AK	1	0
	99712	FAIRBANKS	AK	6,108	2,034
	99712	SALCHA	AK	1	0
	99714	SALCHA	AK	715	252
	99716	TWO RIVERS	AK	346	72
	99767	RAMPART	AK	10	3
	99775	FAIRBANKS	AK	859	125
	99790	WISEMAN	AK	6	4
(Fairbanks totals)				55,799	17,972
Juneau	99801	JUNEAU	AK	15,837	4,852
	99802	JUNEAU	AK	1,700	317
	99803	JUNEAU	AK	2,874	698
	99811	JUNEAU	AK	1	2,277
	99821	AUKE BAY	AK	1,009	186
(Juneau totals)				22,822	8,716
Totals				251,441	82,957

Region	ZIP	City	State	Adults	Children
Other Alaska	99545	KONGIGANAK	AK	283	210
	99546	ADAK	AK	41	28
	99547	ATKA	AK	44	18
	99548	CHIGNIK LAKE	AK	67	26
	99549	PORT HEIDEN	AK	71	26
	99550	PORT LIONS	AK	142	32
	99551	AKIACHAK	AK	404	284
	99552	AKIAK	AK	237	166
	99553	AKUTAN	AK	134	21
	99554	ALAKANUK	AK	405	322
	99555	ALEKNAGIK	AK	82	30
	99556	ANCHOR POINT	AK	1,772	496
	99557	ANIAK	AK	471	245
	99558	ANVIK	AK	61	24
	99559	BETHEL	AK	4,222	2,249
	99561	CHEFORNAK	AK	289	185
	99563	CHEVAK	AK	562	432
	99564	CHIGNIK	AK	52	11
	99565	CHIGNIK LAGOON	AK	55	13
	99566	CHITINA	AK	100	42
	99567	CHUGIAK	AK	6,235	2,018
	99568	CLAM GULCH	AK	208	53
	99569	CLARKS POINT	AK	37	17
	99571	COLD BAY	AK	90	21
	99572	COOPER LANDING	AK	288	45

APPENDIX B: APPLICANT MAILING ADDRESS DETAIL

Region	ZIP	City	State	Adults	Children
	99573	COPPER CENTER	AK	761	222
	99574	CORDOVA	AK	1,659	439
	99575	CROOKED CREEK	AK	77	40
	99576	DILLINGHAM	AK	1,841	794
	99577	EAGLE RIVER	AK	16,995	6,065
	99578	EEK	AK	207	148
	99579	EGEGIK	AK	58	18
	99580	EKWOK	AK	74	32
	99581	EMMONAK	AK	513	334
	99583	FALSE PASS	AK	24	11
	99585	MARSHALL	AK	274	183
	99586	GAKONA	AK	382	103
	99587	GIRDWOOD	AK	1,578	348
	99588	GLENNALLEN	AK	936	307
	99589	GOODNEWS BAY	AK	180	73
	99590	GRAYLING	AK	115	62
	99591	SAINT GEORGE ISLAND	AK	67	16
	99602	HOLY CROSS	AK	133	55
	99603	HOMER	AK	7,400	2,154
	99604	HOOPER BAY	AK	720	596
	99605	HOPE	AK	153	24
	99606	ILIAMNA	AK	309	122
	99607	KALSKAG	AK	143	89
	99608	KARLUK	AK	27	17
	99609	KASIGLUK	AK	350	273
	99610	KASILOF	AK	1,880	428
	99611	KENAI	AK	9,508	3,145
	99612	KING COVE	AK	343	105
	99613	KING SALMON	AK	342	99
	99614	KIPNUK	AK	409	271
	99615	KODIAK	AK	8,037	2,885
	99619	KODIAK	AK	5	1
	99620	KOTLIK	AK	377	282
	99621	KWETHLUK	AK	477	364
	99622	KWIGILLINGOK	AK	246	153
	99623	WASILLA	AK	7,096	2,968
	99624	LARSEN BAY	AK	55	14
	99625	LEVELOCK	AK	51	27
	99626	LOWER KALSKAG	AK	179	105
	99627	MC GRATH	AK	252	93
	99628	MANOKOTAK	AK	329	185
	99629	WASILLA	AK	1,020	328
	99630	MEKORYUK	AK	147	59
	99631	MOOSE PASS	AK	189	59

APPENDIX B: APPLICANT MAILING ADDRESS DETAIL

Region	ZIP	City	State	Adults	Children
	99632	MOUNTAIN VILLAGE	AK	495	350
	99633	NAKNEK	AK	347	83
	99634	NAPAKIAK	AK	217	147
	99635	NIKISKI	AK	1,496	561
	99636	NEW STUYAHOK	AK	311	195
	99637	TOKSOOK BAY	AK	391	233
	99638	NIKOLSKI	AK	16	1
	99639	NINILCHIK	AK	908	163
	99640	NONDALTON	AK	125	48
	99641	NUNAPITCHUK	AK	349	285
	99643	OLD HARBOR	AK	156	52
	99644	OUZINKIE	AK	153	49
	99645	PALMER	AK	18,179	6,815
	99647	PEDRO BAY	AK	32	4
	99648	PERRYVILLE	AK	74	36
	99649	PILOT POINT	AK	52	14
	99650	PILOT STATION	AK	386	294
	99651	PLATINUM	AK	35	25
	99652	BIG LAKE	AK	2,312	684
	99653	PORT ALSWORTH	AK	125	60
	99654	WASILLA	AK	19,340	7,937
	99655	QUINHAGAK	AK	440	290
	99656	RED DEVIL	AK	20	2
	99657	RUSSIAN MISSION	AK	225	160
	99658	SAINT MARYS	AK	426	281
	99659	SAINT MICHAEL	AK	241	212
	99660	SAINT PAUL ISLAND	AK	290	102
	99661	SAND POINT	AK	443	134
	99662	SCAMMON BAY	AK	301	303
	99663	SELDOVIA	AK	333	66
	99664	SEWARD	AK	3,101	799
	99665	SHAGELUK	AK	53	24
	99666	NUNAM IQUA	AK	102	75
	99667	SKWENTNA	AK	59	4
	99668	SLEETMUTE	AK	70	16
	99669	SOLDOTNA	AK	10,952	3,521
	99670	SOUTH NAKNEK	AK	52	5
	99671	STEBBINS	AK	345	275
	99672	STERLING	AK	2,546	655
	99674	SUTTON	AK	1,066	312
	99675	TAKOTNA	AK	34	12
	99676	TALKEETNA	AK	1,256	269
	99677	TATITLEK	AK	61	20
	99678	TOGIAK	AK	536	337

APPENDIX B: APPLICANT MAILING ADDRESS DETAIL

Region	ZIP	City	State	Adults	Children
	99679	TULUKSAK	AK	272	212
	99680	TUNTUTULIAK	AK	239	194
	99681	TUNUNAK	AK	241	151
	99682	TYONEK	AK	121	49
	99683	TRAPPER CREEK	AK	392	85
	99684	UNALAKLEET	AK	562	249
	99685	UNALASKA	AK	535	185
	99686	VALDEZ	AK	2,580	864
	99687	WASILLA	AK	10,893	4,206
	99688	WILLOW	AK	2,202	499
	99689	YAKUTAT	AK	457	122
	99690	NIGHTMUTE	AK	153	107
	99691	NIKOLAI	AK	70	14
	99692	DUTCH HARBOR	AK	1,423	310
	99693	WHITTIER	AK	173	37
	99694	HOUSTON	AK	386	117
	99697	KODIAK	AK	34	4
	99703	FORT WAINWRIGHT	AK	759	611
	99704	CLEAR	AK	86	35
	99720	ALLAKAKET	AK	138	56
	99721	ANAKTUVUK PASS	AK	183	105
	99722	ARCTIC VILLAGE	AK	120	52
	99723	BARROW	AK	2,645	1,445
	99724	BEAVER	AK	44	7
	99725	ESTER	AK	711	159
	99726	BETTLES FIELD	AK	20	0
	99727	BUCKLAND	AK	288	223
	99729	CANTWELL	AK	162	22
	99730	CENTRAL	AK	91	7
	99731	FORT GREELY	AK	398	223
	99732	CHICKEN	AK	16	0
	99733	CIRCLE	AK	81	28
	99734	PRUDHOE BAY	AK	18	5
	99736	DEERING	AK	88	55
	99737	DELTA JUNCTION	AK	2,831	1,183
	99738	EAGLE	AK	150	35
	99739	ELIM	AK	185	136
	99740	FORT YUKON	AK	419	189
	99741	GALENA	AK	348	112
	99742	GAMBELL	AK	416	237
	99743	HEALY	AK	745	245
	99744	ANDERSON	AK	128	15
	99745	HUGHES	AK	60	20
	99746	HUSLIA	AK	189	132

APPENDIX B: APPLICANT MAILING ADDRESS DETAIL

Region	ZIP	City	State	Adults	Children
	99747	KAKTOVIK	AK	173	72
	99748	KALTAG	AK	132	36
	99749	KIANA	AK	240	165
	99750	KIVALINA	AK	241	193
	99751	KOBUK	AK	81	82
	99752	KOTZEBUE	AK	1,887	939
	99753	KOYUK	AK	186	133
	99754	KOYUKUK	AK	74	22
	99755	DENALI NATIONAL PARK	AK	216	34
	99756	MANLEY HOT SPRINGS	AK	97	23
	99757	LAKE MINCHUMINA	AK	11	0
	99758	MINTO	AK	138	56
	99759	POINT LAY	AK	112	100
	99760	NENANA	AK	597	171
	99761	NOATAK	AK	344	222
	99762	NOME	AK	2,474	1,109
	99763	NOORVIK	AK	379	275
	99764	NORTHWAY	AK	170	74
	99765	NULATO	AK	196	59
	99766	POINT HOPE	AK	423	262
	99768	RUBY	AK	132	55
	99769	SAVOONGA	AK	454	324
	99770	SELAWIK	AK	472	399
	99771	SHAKTOOLIK	AK	153	107
	99772	SHISHMAREF	AK	367	267
	99773	SHUNGNAC	AK	182	123
	99774	STEVENS VILLAGE	AK	34	6
	99776	TANACROSS	AK	75	37
	99777	TANANA	AK	176	62
	99778	TELLER	AK	155	102
	99780	TOK	AK	1,244	408
	99781	VENETIE	AK	166	83
	99782	WAINWRIGHT	AK	330	184
	99783	WALES	AK	88	45
	99784	WHITE MOUNTAIN	AK	113	64
	99785	BREVIG MISSION	AK	218	183
	99786	AMBLER	AK	175	102
	99788	CHALKYITSIK	AK	51	19
	99789	NUIQSUT	AK	244	147
	99791	ATQASUK	AK	141	86
	99820	ANGOON	AK	299	98
	99825	ELFIN COVE	AK	30	3
	99826	GUSTAVUS	AK	398	103
	99827	HAINES	AK	1927	416

APPENDIX B: APPLICANT MAILING ADDRESS DETAIL

Region	ZIP	City	State	Adults	Children
	99829	HOONAH	AK	669	179
	99830	KAKE	AK	399	143
	99832	PELICAN	AK	82	9
	99833	PETERSBURG	AK	2328	651
	99835	SITKA	AK	5861	1689
	99836	PORT ALEXANDER	AK	39	12
	99840	SKAGWAY	AK	752	124
	99841	TENAKEE SPRINGS	AK	95	11
	99901	KETCHIKAN	AK	8511	2533
	99903	MEYERS CHUCK	AK	17	0
	99918	COFFMAN COVE	AK	120	18
	99919	THORNE BAY	AK	389	85
	99921	CRAIG	AK	1189	376
	99922	HYDABURG	AK	230	88
	99923	HYDER	AK	61	14
	99925	KLAWOCK	AK	706	208
	99926	METLAKATLA	AK	1056	426
	99927	POINT BAKER	AK	39	0
	99928	WARD COVE	AK	971	281
	99929	WRANGELL	AK	1635	407
	99950	KETCHIKAN	AK	250	58
Grand Total				223,967	84,524

Region	State	Adults	Children
West Coast States	CA	1,104	562
	OR	927	278
	WA	2,053	786
Grand Total		4,084	1,626

Region	State	Adults	Children
Other US States	AL	259	182
	AR	128	43
	AZ	809	329
	CO	796	380
	CT	42	15
	DC	41	3
	DE	25	8
	FL	768	380
	GA	539	363
	HI	438	256
	IA	72	33
	ID	513	229
	IL	240	139
	IN	116	55

APPENDIX B: APPLICANT MAILING ADDRESS DETAIL

Region	State	Adults	Children
	KS	255	191
	KY	185	131
	LA	215	149
	MA	103	55
	MD	221	118
	ME	65	32
	MI	279	116
	MN	288	105
	MO	263	170
	MS	121	54
	MT	324	113
	NC	611	354
	ND	136	84
	NE	97	51
	NH	40	23
	NJ	94	65
	NM	228	128
	NV	428	184
	NY	287	180
	OH	249	156
	OK	267	194
	PA	189	89
	RI	15	2
	SC	234	153
	SD	107	69
	TN	334	186
	TX	1,438	842
	UT	309	159
	VA	637	452
	VT	31	13
	WI	182	70
	WV	50	17
	WY	157	76
Grand Total		13,225	7,196

Region	State	Adults	Children
US Territories ¹	GU	25	21
¹ based USPS grouping; may not necessarily reflect current recognition status for US citizenship or immigration status.	PR	20	24
	VI	3	1
US Military Deployments	AA	5	4
	AE	329	225
	AP	185	117
unknown	unknown	59	15
Grand Total		626	407

CONTACT INFORMATION

Contact Information

For general information visit us at www.pfd.alaska.gov,
where you can check the status of your application by clicking on

myPFDInfo

You can also request information via email to:

dor.pfd.info@alaska.gov

To report a fraud tip e-mail: pfdfraud@alaska.gov or contact

(907) 465-2654, (907) 269-0385

JUNEAU STATE OFFICE BUILDING



Tel (907) 465-2326
11th Floor, State Office Building
PO Box 110462 Juneau, AK 99811

FAIRBANKS CHENA BUILDING



Tel (907) 451-2820
510 2nd Avenue Suite 100
Fairbanks, AK 99701

ANCHORAGE ATWOOD BUILDING



Tel (907) 269-0370
655 F Street, Suite A
Anchorage, AK 99501

Director
Sara Race
(907) 465-4785
sara.race@alaska.gov

Division Operations
Anne Weske
(907) 465-2324
anne.weske@alaska.gov

Administration
Kevin Casperson
(907) 465-4784
kevin.casperson@alaska.gov

Eligibility - Appeals
Robert Pearson
(907) 465-2038
robert.pearson@alaska.gov

Data Processing
Robert Wood
(907) 465-4777
robert.wood@alaska.gov