



PERMANENT FUND DIVIDEND DIVISION

ANNUAL REPORT 2015

State of Alaska, Department of Revenue

TABLE OF CONTENTS

Contents

To Alaskans	4
PFD Division Mission Statement	4
Note from the Director	4
Dividend Summary	5
Dividend Overview	5
Dividend Calculation	6
Applicant Filing Activity	7
Reported Absences	8
Application Types and Counts	10
Division Processing Activity	11
Public Contact	11
Eligibility Review	12
Audits	13
Appeals	15
Informal Appeals	15
Formal Appeals	16
Garnishments and Assignments	17
Garnishments	17
Assignments	18
Payments	19
Applications Paid in 2014 for Prior Year Dividends	20
Three Year Comparison of Application and Payment Statuses	21
Collections	22
Criminal Investigations	23
Applicant Demographics	Error! Bookmark not defined.
Gender, Age, Name	24
Birthplace	25
Mailing Address Overview	26
Voluntary Programs	28
Pick.Click.Give.	28
Charitable Contributions Appeals	28
University Of Alaska College Savings plan	29

TABLE OF CONTENTS

Permanent Fund Dividend Division History _____	30
Operations Annual Cycle _____	30
Program Timeline _____	31
Five year Dividend Calculation _____	345
Dividend Applications and Payments since 1982 _____	37
Direct Deposits since 1993 _____	38
Appendix A: Applicant Birthplace Detail _____	39
Appendix B: Applicant Mailing Address Detail _____	41
Contact Information _____	50

TO ALASKANS

To Alaskans

PFD DIVISION MISSION STATEMENT

To administer the Permanent Fund Dividend program assuring that: all eligible Alaskans receive timely dividends; fraud is prosecuted; and all internal and external stakeholders are treated with respect.

NOTE FROM THE DIRECTOR

Dear Alaskans,

This year we witnessed a unique moment in time, a dividend in the amount of \$2072.00. Since the inception of the program in 1980, the 2015 Permanent Fund Dividend payment marks the single largest dividend ever to be distributed to eligible Alaskans across the state. This moment will stick with me as I believe it will with many of you, as simultaneously we began to have in-depth conversations regarding our great state's fiscal situation.

In this time of uncertainty I find it more important than ever to thank the dedicated individuals that make this program possible. As difficult questions arise, including "what is the right size of government," this team has maintained positive attitudes and continues to strive to provide excellent customer service.

As a team, this division had several major accomplishments in 2015. These accomplishments include: improving the online experience by redesigning the division's website, implementing responsive design which promotes optimal application viewing on mobile devices, completing over 90% of the roughly 680,000 applications received prior to the first mass distribution on October 1, 2015, and successfully integrating the PFD database with the state's new accounting system while continuing and ensuring the timely payment of dividends.

Looking forward:

It is important to learn from history! In 2015 we made great strides towards improving processes and implementing solutions that were formulated from public feedback, however our journey continues. As technology evolves and more resources become available we will continue to find optimal ways to incorporate change, allowing for continuous improvement.

In 2016, our focus is to optimize options available through technology with the goal of reducing division costs and modernizing our current application information database. Although both of these goals seem to be concentrated within the information technology (IT) world, I assure you every functional work group of the division will be intimately involved and work productivity will be positively impacted from this transformation. Ultimately, we are forecasting a full transition to a modernized database system approximately two years from now. With that being said, this year we took our first step towards progress and the future of the division.

On behalf of the division team, we look forward to serving you and welcome your suggestions.

Sara Race

A handwritten signature in black ink that reads "Sara Race". The signature is fluid and cursive, with the first name "Sara" and last name "Race" clearly distinguishable.

PFD Division Director

DIVIDEND SUMMARY

Dividend Summary

The 2015 Permanent Fund Dividend (PFD) amount was **\$2,072.00** for each of the 644,511 qualified applicants, totaling a distribution of roughly \$1,335,426,792 by the end of the year.

DIVIDEND OVERVIEW

During the 2015 calendar year, the Division received 678,689 total PFD applications, of which 672,741 were valid for the 2015 dividend.

A valid application is one that is complete for a single individual and timely filed. Not all valid applications are determined to be eligible for payment of a dividend.

As of the October 1st payment date 591,956 applications were determined eligible and paid.

Total applications received and processed by the division in Calendar year 2015	678,689
Invalid, duplicate, or withdrawn applications	(5,301)
Valid Applications for prior dividend years	(482)
Applications submitted solely to establish Sponsor eligibility	(165)
Total valid applications for the 2015 Dividend	672,741

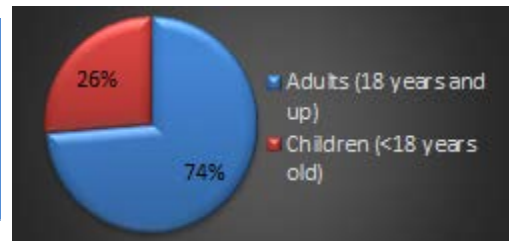
Highlights:

There were 47 valid applicants over the age of 100, the oldest being 109!
There were 32,137 applicants filing for the first time in 2015, of which 9,521 were babies born during the qualifying year.

Dividend dollars NOT paid to applicants due to audit identification of ineligibility: **\$2,633,512.00**
Total potential program recovery as a result of criminal investigations in 2015: **\$108,705.12**

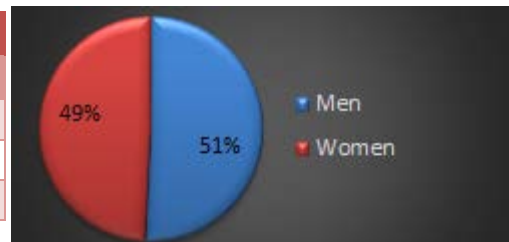
Applicants by Age (valid 2015 dividend only)

Group	Filed	%	Ratio
Adults (18 years and up)	495,910	73.71%	2.80
Children (<18 years old)	176,831	26.29%	1.00
Total	672,741	100.00%	--



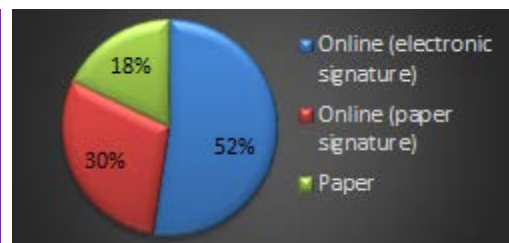
Applicants by Gender (valid 2015 dividend only)

Group	Filed	%	Ratio
Men	341,811	50.81%	1.03
Women	330,930	49.19%	1.00
Total	672,741	100.00%	--



Applicants by Filing Method (valid 2015 dividend only)

Method	Filed	%	Ratio
Online (electronic signature)	353,059	52.48%	2.92
Online (paper signature)	198,863	29.56%	1.65
Paper	120,819	17.96%	1.00
Total	672,741	100.00%	--



DIVIDEND SUMMARY

DIVIDEND CALCULATION

Annually the dividend amount is calculated and announced mid-September, based on an estimated number of applicants. An estimate is used because, as of the dividend calculation date, eligibility determinations have not been completed for all applications. A number of these applications will be determined as payable after continued processing. Also, some applicants have extended filing due dates until March 31, 2016, such as the estate and disabled applications.

Amount Available for Dividends

FY 15 PFD Fund Beginning Balance	\$11,635,188.76	
Expenditures to date	\$(147,013.21)	
PFD Fund Balance as of September 10, 2015		\$11,488,175.55
Transfer from Permanent Fund Corporation		
Permanent Fund Earnings (5-year average)	\$1,373,101,715.81	
Less Appropriations (see below)	\$(48,307,100.00)	
Net Transfer from Permanent Fund Corporation		\$1,324,794,615.81
Reductions (see below)		\$(854,454.05)
Total Amount Available for Dividends		\$1,335,428,337.31

Total estimated number of eligible applicants:	644,511
--	---------

Appropriations and Reductions Detail

Appropriations

Department of Health and Social Services		
Hold-Harmless Provision for Public Assistance	\$17,724,700.00	
Department of Corrections		
Physical Health Care	\$20,830,400.00	
Department of Revenue, PFD Division		
Administrative Cost	\$8,241,900.00	
Total Department of Revenue, PFD Division	\$8,241,900.00	
Department of Administration		
Violent Crimes Compensation Board	\$1,510,100.00	
Total Appropriations		\$48,307,100.00

Reductions

Reserve for Prior Year Dividend Liabilities	\$255,218.83	
Reserve for 18-Year-Old Applications for Prior Years	\$553,235.22	
Reserve for Resource Rebate Payments	\$46,000.00	
Total Reductions		\$854,454.05
Total Appropriations and Reductions Detail		\$49,161,554.05

APPLICANT FILING ACTIVITY

REPORTED ABSENCES

Dividend applicants are required to disclose to the Division all absences from the state of Alaska that exceed 90 total days during the qualifying year. The qualifying year for the 2015 Dividend was from Jan. 1, 2014 to Dec. 31, 2014.

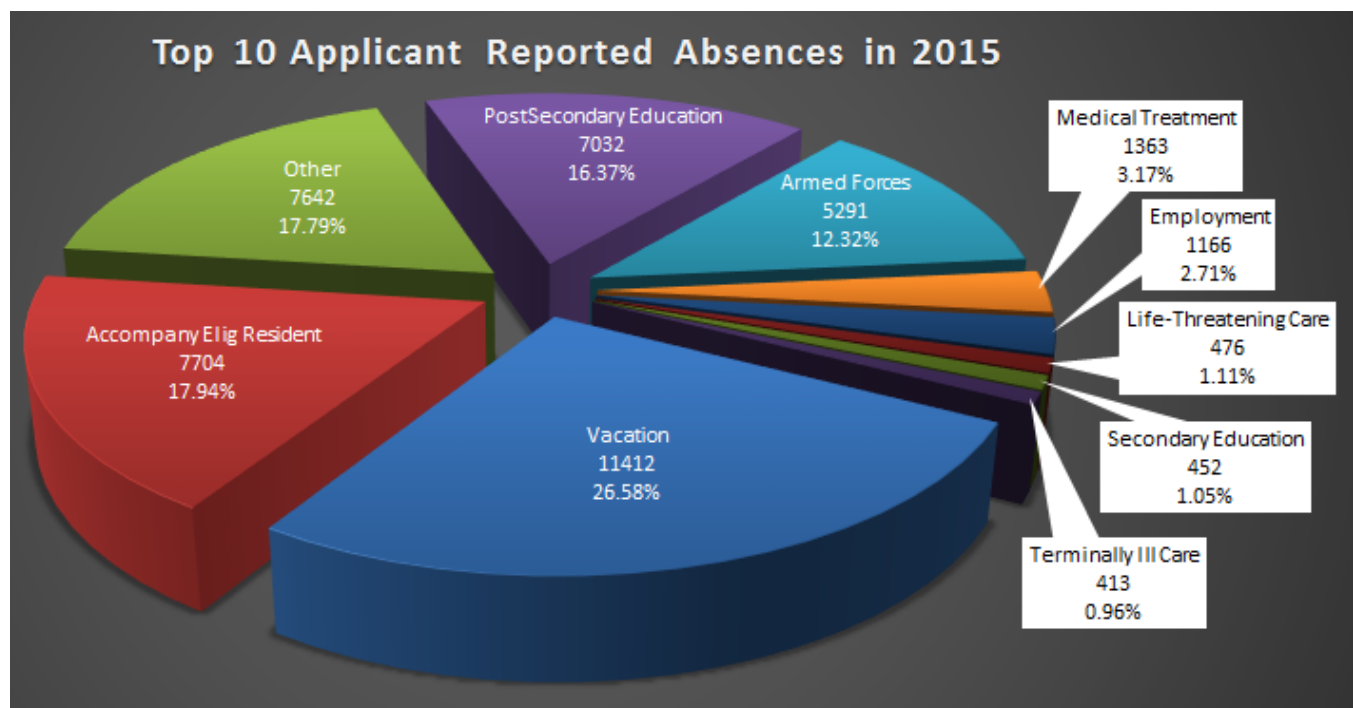
Applicants can claim more than one type of absence, but reported absences cannot overlap each other. Therefore, each day of absence can be reported under only one absence type.

Some absence types only apply to ADULT applicants, others only to CHILDREN, and others to either group.

Highlights:

Top 5 Reasons Why Alaskans Were Absent During the Qualifying Year (2014):

- Vacation -- 11,412 applicants reported
- Accompanying Another Eligible Resident (on their own allowable absence) -- 7,704
- Other Reasons -- 7,642
- Full-time College Attendance -- 7,032
- U.S. Armed Forces Active Duty -- 5,291



APPLICANT FILING ACTIVITY

Reported absences shown are for 2015 Dividend applications only, representing absences during the 2014 calendar year.

Absence Reason	Applicants Answering Between 91—180 total days absent			Applicants Answering Over 180 total days absent			Grand Total
	91-180		>90 Total	>180		>180 Total	
	ADULT	CHILD		ADULT	CHILD		
Accompanied an Alaska resident who was eligible for a PFD	639	1,266	1,905	1,917	3,882	5,799	7,704
U.S. Armed Forces active duty	1,210	--	1,210	4,081	--	4,081	5,291
Served as a member of Alaska's Congressional delegation or staff	9	--	9	31	--	31	40
Sought Employment outside of the state	751	--	751	415	--	415	1,166
Absent as part of a Legal Custody agreement	--	150	150	--	72	72	222
Cared for a direct relative with a critical life-threatening illness	360	21	381	93	2	95	476
Received continuous Medical Treatment	950	43	993	327	43	370	1,363
Served aboard a Merchant Marine Vessel	35	--	35	20	--	20	55
No reason specified	40	11	51	70	25	95	146
Trained or competed as a U.S. Olympic Team member	6	--	6	6	--	6	12
Other Reasons, including business	3,955	519	4,474	2,740	428	3,168	7,642
Served as a federal Peace Corps volunteer	3	--	3	24	--	24	27
Enrolled as a full-time student (PostSecondary Education)	2,531	12	2,543	4,482	7	4,489	7,032
Enrolled as a full-time student (grades 7-12)	53	200	253	82	117	199	452
Settled the Estate of a deceased relative	222	--	222	54	--	54	276
Employed by the State of Alaska	90	--	90	21	--	21	111
Student Fellowship sponsored by the U.S. DOE	26	--	26	15	--	15	41
Cared for a terminally ill family member	269	13	282	124	7	131	413
Vacation	9,613	516	10,129	1,182	101	1,283	11,412

APPLICANT FILING ACTIVITY

APPLICATION TYPES AND COUNTS

The Division classifies applications by type for ease of distribution and updating of forms.

Note:

- Total applications shown below include applications for dividends prior to 2015.
- Eligible Prior Year Applications for 18-year-old filers: Under regulation 15 AAC 23.133, an individual who has reached majority or who is an emancipated minor, may apply for a prior year dividend. An individual who qualifies must meet all eligibility requirements for the respective prior year(s) and must file before the individual reaches 20 years of age. See Alaska Statute 43.23.055(3).

Dividend Filing Activity			
Application Type and Amount			
Adult Applications	Amount	Child Applications	Amount
Adult Online	400,013	Child Online	145,755
Adult Paper	90,286	Child Paper	28,092
Adult Refile (After filing deadline)	680	Child Refile (After filing deadline)	240
Application on Behalf of Another Adult (online and paper)	2,364	Child in Custody of Health and Social Services	2,677
Disabled Individual	233	Estate of Deceased Child	18
Estate of Deceased Adult	881		
Office of Public Advocacy	1,453		
Total Adult Applications			495,910
Total Child Applications			176,782
Prior Year 18-Year-Old Filers (any dividend year)			49
All other Prior-year Dividend Applications			482
Total Valid Applications (any dividend year)			673,223
Invalid, Duplicate, Withdrawn, or Applications Submitted Solely to Establish Sponsor Eligibility			5,301
Total Applications received during 2015			678,689

DIVISION PROCESSING ACTIVITY

Division Processing Activity

PUBLIC CONTACT

The application filing period runs from **January 1st through March 31st** each year, encompassing January through March on the bar graph below. The final day of filing season, March 31, 2015, fell on a Tuesday. A decision was made to minimally staff each of our three locations on March 30th, 2015 (a state holiday) to assist with accepting applications.

- In-Person Contacts shown here represents walk-in traffic across all three of the Division offices; Juneau, Anchorage, and Fairbanks.
- Phone Contacts are calls received by the Division through general public lines. These numbers do not include direct-dialed calls from applicants to Division personnel or vice-versa.
- Email Contacts represented on the graph below are those received by the Division through dor.pfd.info@alaska.gov. Electronic contact directly between individual PFD technicians and applicants are not represented.

Highlights:

Top 3 In-Person Contact dates:

Mar. 26	1,852
Mar. 27	2,273
Mar. 31	4,659

Top 3 Phone Contact dates:

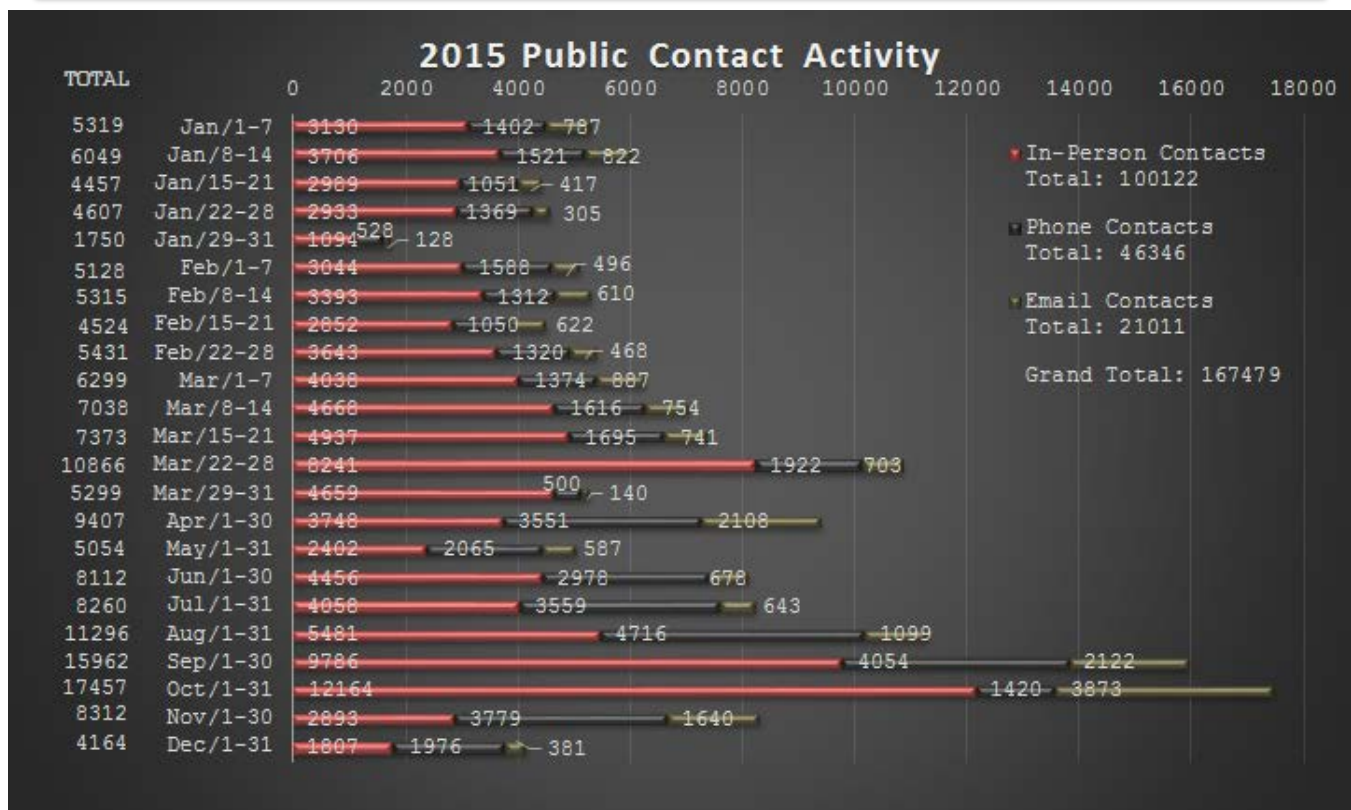
Feb. 4	397
Mar. 25	397
Mar. 31	500

Top 3 Email Contact dates:

Jan. 5	268
Oct. 7	304
Oct. 14	293

Outgoing contact from the Division to applicants for purposes of notification or requests for information in 2015:

- 186,659 letters sent
- 391,501 bulk emails sent



DIVISION PROCESSING ACTIVITY

ELIGIBILITY REVIEW

All applications received by the Division are initially processed in the order of receipt. Each application is evaluated for payment eligibility according to the requirements of the Permanent Fund Dividend program, as given in the State of Alaska statutes and PFD regulations.

Division Eligibility Technicians use information available on current and prior year applications, or obtained through contact with the applicant and other designated parties, in order to make an eligibility determination. Many cases are determined without additional applicant contact.

All applications that satisfy the eligibility requirements are processed for payment, beginning the first Thursday of October each year. They are then paid on the third Thursday of each month as they become eligible.

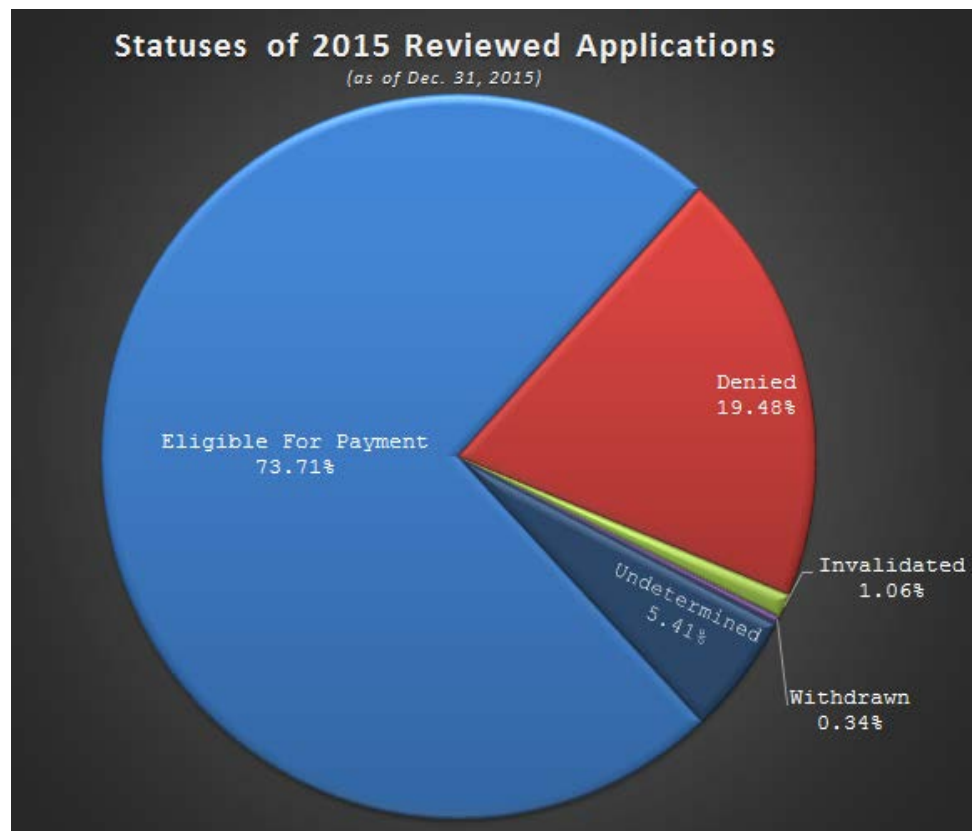
In 2015, payment began on October 1st.

Note:

- Total applications shown below include applications for dividends prior to the 2015 dividend.
- "Undetermined" applications are those still being reviewed by the Division, as of December 31, 2015.

Highlights:

Just over **93%** of the received applications for the 2015 dividend had been determined eligible for payment as of December 31, 2015.



YEAR	TOTAL APPLICATIONS RECEIVED	MARKED FOR REVIEW	ELIGIBILITY REVIEW RESULT				
			Eligible for Payment	Denied	Invalidated	Withdrawn	Undetermined
2015	678,689	170,048	125,336	33,130	1,802	576	9,204
2014	677,114	305,944	259,226	28,617	4,901	588	12,612
2013	672,951	173,048	133,369	34,134	3,109	463	1,973
2012	679,106	166,699	124,011	32,727	4,393	527	5,041

DIVISION PROCESSING ACTIVITY

Audits

The Permanent Fund Dividend Division takes steps to identify and minimize fraudulent activity as it pertains to the dividend program in accordance with statutory mandates and the Division mission. The following *audits* represent a sampling of applications that have been scrutinized and evaluated in addition to standard eligibility review.

In accordance with state regulations, the Division will deny an application if it reveals that an individual has intentionally provided deceptive information, such as failing to disclose a reportable absence, to the Division.

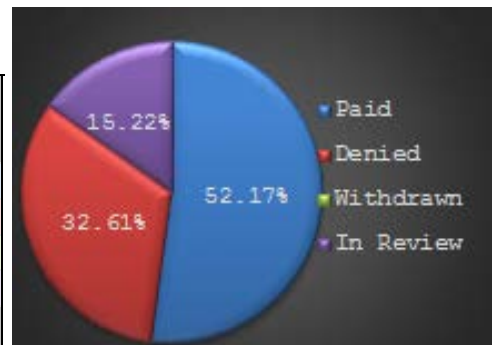
Highlights:

Dividend dollars NOT paid to applicants due to audit identification of ineligibility: **\$2,633,512.00**

OUT-OF-STATE POSTMARK AUDIT

The Division contacts applicants for additional information if the application's postmark indicates there may be an inconsistency in the applicant's indicated presence, residency, or mailing address in Alaska at the time of filing.

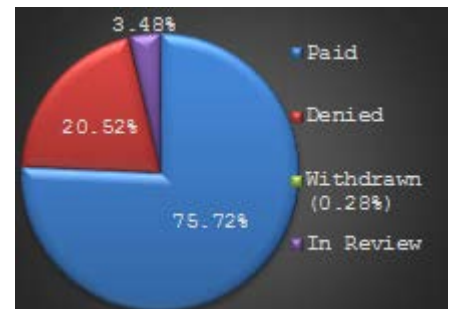
<u>Audit Result</u>	<u># of Apps</u>	<u>% of this audit</u>	<u>% of total Apps audited</u>	<u>% of total Apps received</u>
Paid	24	52.17%	0.54%	0.00%
Denied	15	32.61%	0.34%	0.00%
Withdrawn	-	0.00%	0.00%	0.00%
In Review	7	15.22%	0.16%	0.00%
Audit	46	100.00%	1.04%	0.01%



OUT-OF-STATE IP ADDRESS AUDIT

The Division contacts applicants for additional information if online filing records indicate there may be an inconsistency in the applicant's indicated presence, residency, or mailing address in Alaska at the time of filing.

<u>Audit Result</u>	<u># of Apps</u>	<u>% of this audit</u>	<u>% of total Apps audited</u>	<u>% of total Apps received</u>
Paid	2,742	75.72%	62.20%	0.40%
Denied	743	20.52%	16.86%	0.11%
Withdrawn	10	0.28%	0.23%	0.00%
In Review	126	3.48%	2.86%	0.02%
Audit	3,621	100.00%	82.15%	0.53%

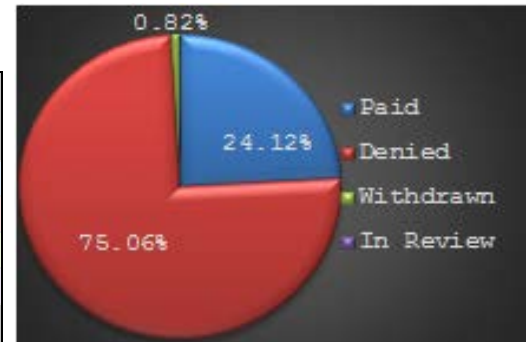


DIVISION PROCESSING ACTIVITY

NATIONAL CHANGE OF ADDRESS AUDIT

The Division contacts applicants for additional information if *NCOA records indicate there may be an inconsistency in the applicant's indicated presence, residency, or mailing address in Alaska at the time of filing.

<u>Audit Result</u>	<u># of Apps</u>	<u>% of this audit</u>	<u>% of total Apps audited</u>	<u>% of total Apps received</u>
Paid	117	24.12%	2.65%	0.02%
Denied	364	75.05%	8.26%	0.05%
Withdrawn	4	0.82%	0.09%	0.00%
In Review	-	0.00%	0.00%	0.00%
Audit	485	100.00%	11.00%	0.07%

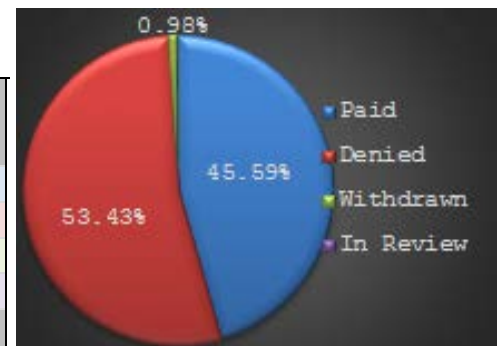


* The National Change of Address (NCOA) Audit was created in Dividend Year 2010. The United States Postal Service reports information to us on current applicants who have submitted a change of address that does not match the PFD address on file. This data is used largely to keep in contact with applicants who move after submitting an application.

ALASKA JURY QUESTIONNAIRE AUDIT

The Division contacts applicants for additional information if State Jury Duty records indicate there may be an inconsistency in the applicant's indicated presence or residency in Alaska at the time of filing.

<u>Audit Result</u>	<u># of Apps</u>	<u>% of this audit</u>	<u>% of total Apps audited</u>	<u>% of total Apps received</u>
Paid	93	45.59%	2.11%	0.01%
Denied	109	53.43%	2.47%	0.02%
Withdrawn	2	0.98%	0.05%	0.00%
In Review	-	0.00%	0.00%	0.00%
Audit	204	100.00%	4.63%	0.03%



ALASKA VOTER REGISTRATION AUDIT

The Division contacts applicants for additional information if State Voter Registration records indicate there may be an inconsistency in the applicant's indicated presence or residency in Alaska at the time of filing.

<u>Audit Result</u>	<u># of Apps</u>	<u>% of this audit</u>	<u>% of total Apps audited</u>	<u>% of total Apps received</u>
Paid	11	21.15%	0.25%	0.00%
Denied	40	76.92%	0.91%	0.01%
Withdrawn	-	0.00%	0.00%	0.00%
In Review	1	1.92%	0.02%	0.00%
Audit	52	100.00%	1.18%	0.01%

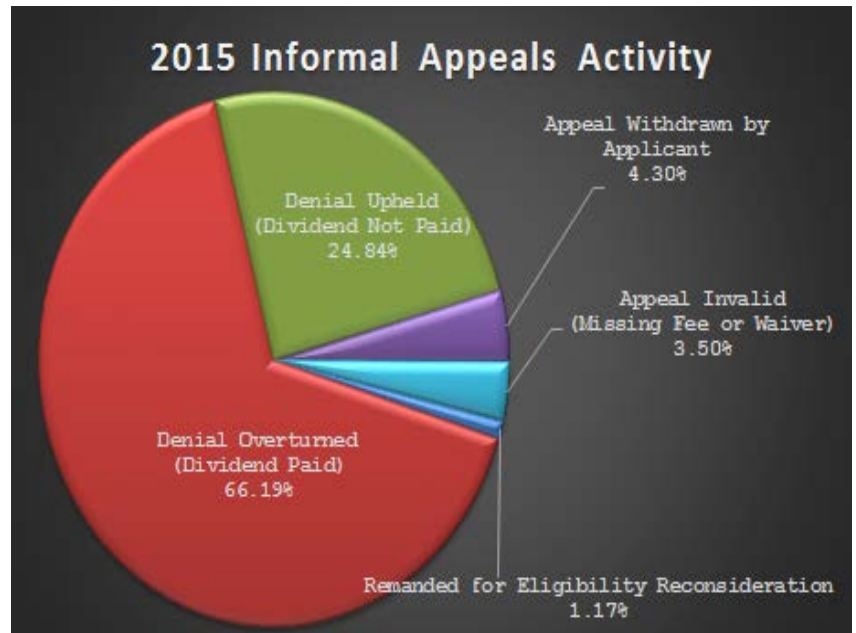


DIVISION PROCESSING ACTIVITY

APPEALS

Informal Appeals

An ineligible individual will be issued a denial letter explaining the eligibility determination. The individual has 30 days from the date of the denial letter to file a Request for Informal Appeal form, explaining why either the facts are incorrect or the law was applied incorrectly, with supporting evidence. The applicant must provide a \$25.00 appeal fee or request a waiver of the fee based on the federal poverty guidelines.

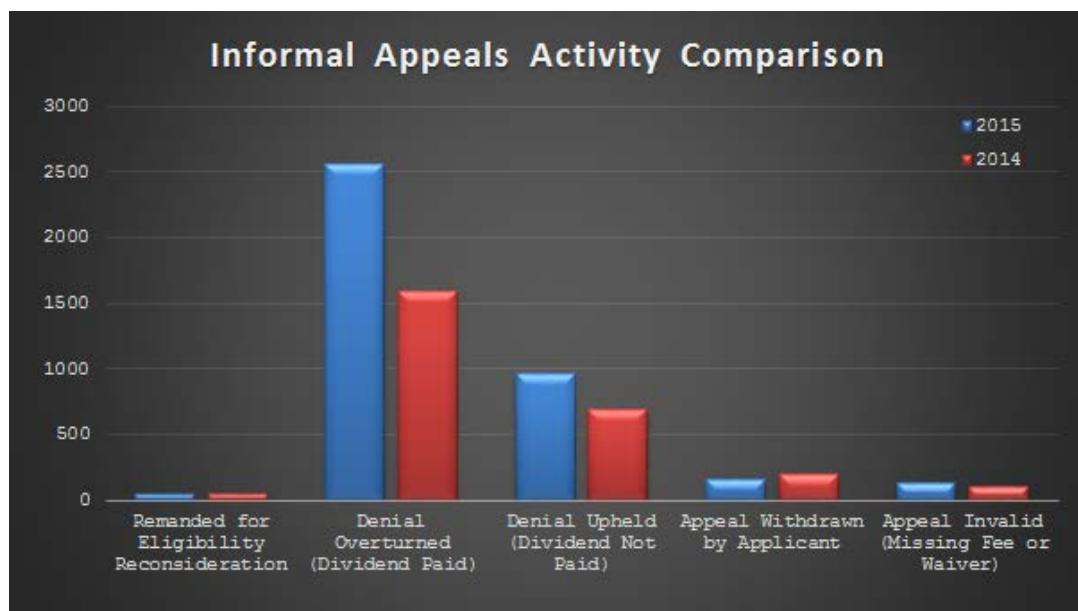


Highlights:

Inventory of Cases still in review (as of December 31, 2015) is **800**.

Oldest case still in review is **211 days** old.

Dividend Year	Remanded for Eligibility Reevaluation	Denial Overturned (Dividend Paid)	Denial Upheld (Dividend Not Paid)	Appeal Withdrawn by Applicant	Appeal Invalid (Missing Fee or Waiver)	Total Decisions
2015	45	2,555	959	166	135	3,860
2014	51	1,591	696	201	107	2,646
2013	83	1,383	556	242	108	2,372



DIVISION PROCESSING ACTIVITY

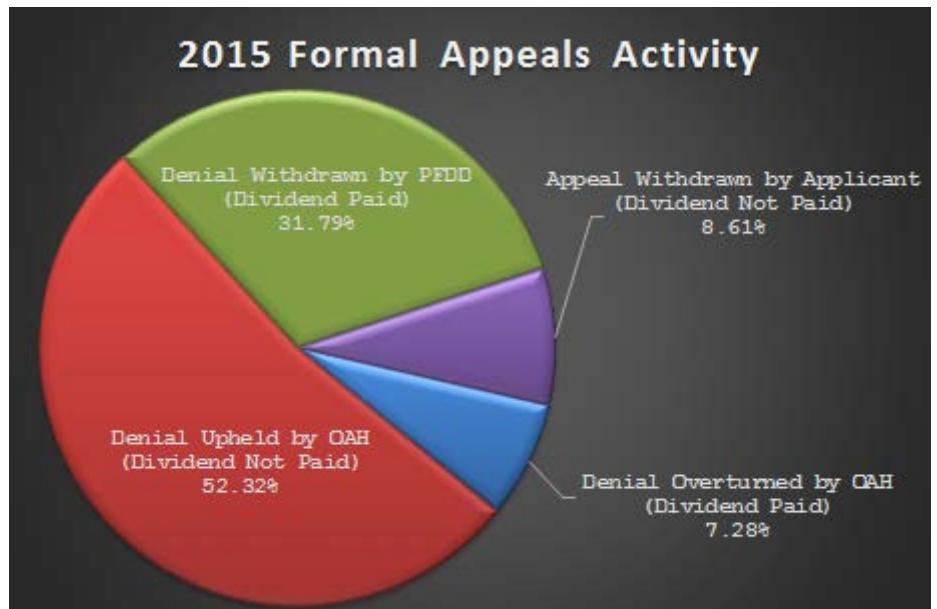
Formal Appeals

Upon receiving an Informal Appeal request, Division Appeals Technicians review the original application with all supporting material. A letter will be sent to the applicant detailing the Informal Appeal Decision and reasoning.

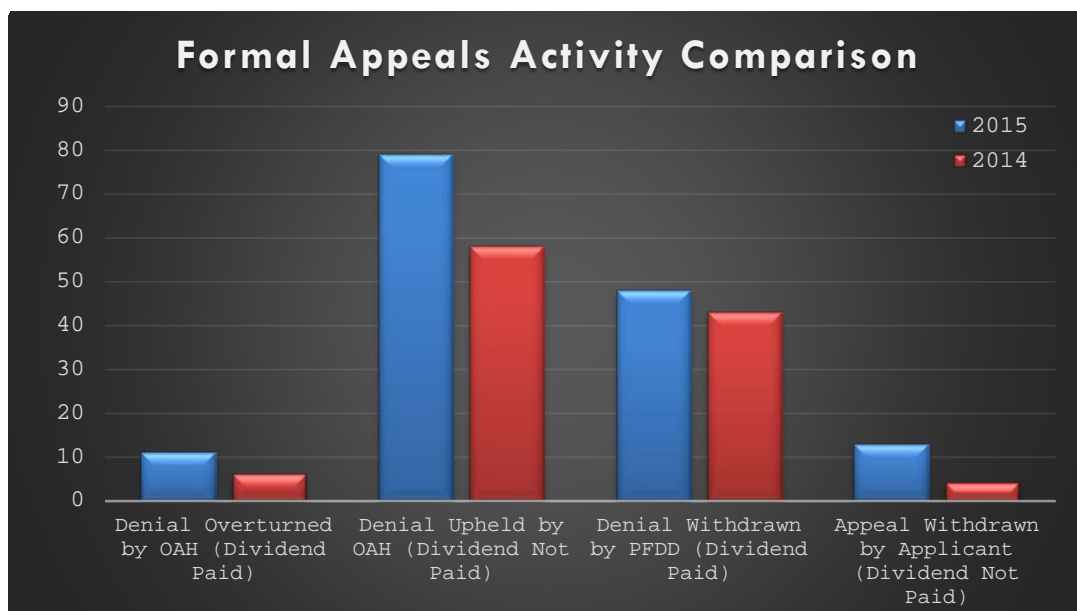
If the individual does not concur with the Division's decision, he or she has 30 days from the date of the decision letter to file a Request for Formal Hearing Appeal form, explaining and supporting their position.

A Division Specialist will prepare the Division's position and the appeal will be heard by an Administrative Law Judge with the Office of Administrative Hearings (OAH).

There is no additional fee to file the Formal Hearing appeal. However, an Informal Appeal Decision must be issued before an individual can file a Formal Hearing appeal.



Dividend Year	Denial Overturned by OAH (Dividend Paid)	Denial Upheld by OAH (Dividend Not Paid)	Denial Withdrawn by PFDD (Paid)	Appeal Withdrawn by Applicant (Not Paid)	Total Decisions
2015	11	79	48	13	151
2014	6	58	43	4	111
2013	7	57	28	6	98



DIVISION PROCESSING ACTIVITY

GARNISHMENTS AND ASSIGNMENTS

Garnishments

Under state statutes, up to 80% of a dividend may be garnished, unless by a governmental agency, which may garnish up to 100% of a dividend. Any PFD amount in excess of the total amount garnished is paid to the applicant. These garnishments will pay off debts that are owed to a variety of agencies across the state. There is a priority order for which kind of agency will receive first option to levy garnishments. Within that priority structure, they are ordered based on the date and time stamp of submission. It is, in essence, a “first come, first serve” system within the priority order. Garnishment requests come to the PFDD directly from an agency, such as a court system or process server.

Top Ten Agency Filers	Submitted	
	Number of Requests	Amount
DEPARTMENT OF LAW	173,476	\$80,406,620.67
MUNICIPALITY OF ANCHORAGE	109,051	\$21,050,505.75
CITY & BOROUGH OF JUNEAU	14,152	\$1,446,750.87
UA COLLEGE SAVINGS PLAN	13,898	\$0.00
CHILD SUPPORT SERVICES DIVISION	13,124	\$9,968,765.14
CITY OF WASILLA	5,613	\$370,992.96
United States Treasury - Individual Tax (UNITED STATES TREASURY)	4,925	\$52,413,589.66
DEPARTMENT OF LABOR	4,634	\$12,920,289.75
United States Treasury – Individuals (UNITED STATES TREASURY)	4,472	\$131,875,357.61
UNIVERSITY OF ALASKA	3,242	\$4,280,780.88
Total of Top Ten Agencies	346,587	\$314,733,653.29
Total of Other Agencies	54,418	\$457,749,491.22
Total - All Garnishing Agencies	401,005	\$772,483,144.51

Top Ten Agency Filers	Paid			
	Payments	Amount	Average	Primary reason
DEPARTMENT OF LAW ANCHORAGE	53,131	\$10,805,972.63	\$202.95	Fines, delinquent taxes, attorney fees
MUNICIPALITY OF ANCHORAGE	31,218	\$4,394,070.86	\$159.47	Fines, delinquent taxes, attorney fees
UA COLLEGE SAVINGS PLAN FAIRBANKS	13,644	\$14,068,647.47	\$936.68	Private Writs - Small claims, debts
CHILD SUPPORT SERVICES DIVISION	9,082	\$14,647,299.95	\$1,176.51	Delinquent child support payments
CITY & BOROUGH OF JUNEAU	5,393	\$458,369.79	\$1,490.71	Fines, delinquent taxes
CITY OF WASILLA	3,561	\$218,319.28	\$1,293.04	Fines, delinquent taxes, attorney fees
US Treasury – Individuals	3,453	\$6,028,948.41	\$936.08	Delinquent income tax liabilities
US Treasury – Individual Tax	3,403	\$4,900,075.64	\$1,587.26	Delinquent employment tax liabilities
DEPARTMENT OF LABOR	2,870	\$3,166,454.04	\$1,773.84	Fines, delinquent debts
UNIVERSITY OF ALASKA	2,318	\$2,094,396.95	\$903.45	Delinquent tuition
Total of Top Ten Agencies	128,073	\$60,782,255.02		
Total of Other Agencies	19,793	\$23,352,472.55		
Total - All Garnishing Agencies	147,866	\$84,134,727.57		

DIVISION PROCESSING ACTIVITY

Assignments

State statutes permit applicants to assign their dividend to a government agency or regional housing authority created under Alaska Statute 18.55.996. Any amount in excess of the liability due the assigned agency is paid to the applicant.

Assignments tend to be done on a “voluntary” basis where an individual wishes to utilize their upcoming PFD for a payment to a federal, state, municipal governmental agency, or to a court. Many of these assignments end up going towards housing payments for federal housing programs. Because these are assigned prior to the PFD calculation, it is the agency’s responsibility to either set an amount that they will accept for the upcoming PFD, or to have individuals assign percentages of their PFD. Individuals may assign up to 100% of their expected PFD, per AS 43.23.069(b).

Note: * A zero value in the “Submitted Amount” column indicates deductions requested as a percentage of the dividend balance, rather than a fixed amount.

Top Ten Assignees	Submitted	
	Number of Requests	Amount
AVCP HOUSING AUTHORITY	215	12,950.00
TLINGIT-HAIDA REGIONAL	195	64,705.00
BERING STRAITS REGIONAL HOUSING	192	31,184.52
CITY OF DILLINGHAM	122	30,825.98
DEPARTMENT OF H&SS, PUBLIC ASSISTANCE	86	345.01
NORTHWEST INUPIAT	69	0
MUNICIPALITY OF ANCHORAGE	48	12,526.11
CITY OF UNALAKLEET	44	3,150.00
DEPARTMENT OF COMMERCE, DIVISION OF INVESTMENTS	43	2,225.00
METLAKATLA POWER & LIGHT	40	0
Total of Top Ten Assignees	1054	\$157,911.62
Total of Other Assignees	528	\$157,762.13
Total of All Assignees	1582	\$315,673.75

Top Ten Assignees	Paid			
	Payments	Amount	Average	Primary reason
AVCP HOUSING AUTHORITY	198	\$292,893.03	\$1,479.26	Delinquent housing payments
BERING STRAITS REGIONAL HOUSING	175	\$278,477.99	\$1,591.30	Delinquent housing payments
TLINGIT-HAIDA REGIONAL	170	\$162,874.13	\$958.08	Delinquent housing payments
NORTHWEST INUPIAT	61	\$123,776.33	\$728.10	Fines, delinquent debts
CITY OF DILLINGHAM	48	\$15,096.64	\$314.51	Fines, delinquent taxes, attorney fees
DEPARTMENT OF H&SS, PUBLIC ASSISTANCE	43	\$81,118.71	\$1,886.48	Delinquent fines and fees
MUNICIPALITY OF ANCHORAGE	37	\$13,019.00	\$351.86	Fines, delinquent taxes
ALEUTIAN HOUSING AUTHORITY	35	\$59,396.02	\$1,697.03	Delinquent housing payments
DEPARTMENT OF COMMERCE, DIVISION OF INVESTMENTS	34	\$66,672.76	\$1,960.96	Delinquent fines, fees
METLAKATLA POWER & LIGHT	33	\$66,474.40	\$2,014.38	Delinquent utility bills
Total of Top Ten Assignees	834	\$1,159,799.01		
Total of Other Assignees	392	\$511,541.92		
Total of All Assignees	1,226	\$1,671,340.93		

DIVISION PROCESSING ACTIVITY

PAYMENTS

The first dividend payment disbursement for the current dividend year begins on the first Thursday in October and continues on a monthly cycle thereafter. In 2015, payment began on October 1st. Applicants who selected the payment method of direct deposit or electronic payment have their dividends initially sent to financial institutions for deposit into checking or savings accounts. Deposit returns from financial institutions are paid via warrant in subsequent payment runs. Warrants, more commonly known as checks, are mailed to all applicants that did not select direct deposit.

If the garnished or assigned amount is less than the dividend amount, the remaining balance will be issued to the applicant by check or direct deposit, depending on their preference.

Note:

- Payment numbers below reflect payments made through December 31, 2015 only on 2015 Dividends. (See page 20 for payments of prior-year dividends)
- The total amounts shown below include funds distributed to applicants, or to agencies through garnishments, assignments, and charitable contributions.

Highlights:

On October 1st, 2015, Direct Deposits that were deposited into bank accounts totaled **\$1,038,610,781.53!**

On October 1st, 2015, Warrants (State of Alaska Checks) that went out to Eligible Alaskans totaled **\$152,439,493.78!**

Payments of 2015 Dividends through Dec. 31, 2015

	Applicants	Payment Method Percent	Total Amount
Applicants Paid by Direct Deposit			
Full Dividend Payment to Applicant	465,410		\$964,329,520.00
Payment to Applicant after Voluntary and/or Involuntary Deductions	67,262		\$120,863,951.00
Total Number of Applicants Paid by Direct Deposit	532,672	83.63%	\$1,085,193,471.00
Applicants Paid by Check			
Full Dividend Payment to Applicant	73,021		\$151,299,512.00
Partial Payment to Applicant - Voluntary and/or Involuntary Deductions	13,575		\$19,533,195.00
Total Number of Applicants Paid by Check	86,596	13.59%	170,832,707
Applicants Paid by Combination of Direct Deposit and Check			
Mixed payments, with and without deductions	10,979	1.72%	\$2,793,938.00
Total 2015 Dividends to Applicants (all categories above)	630,247	98.94%	\$1,258,820,116.00
Eligible Dividends Fully Reduced by Garnishments and/or Levies (Involuntary Deductions)	6,767	1.06%	\$14,021,224.00
Total 2015 Dividend Paid (Including Adjustments)	637,014	100.00%	\$1,272,841,340.00

DIVISION PROCESSING ACTIVITY

Applications Paid in 2015 for Prior Year Dividends

Prior year dividends may have been issued during 2015 for any the following reasons:

- Applications for the 2014 dividend that were still in review or appeal at the end of calendar year 2014.
- Eligible Prior Year Applications for 18-year-old filers. Under regulation 15 AAC 23.133, an individual who has reached majority or who is an emancipated minor may apply for a prior year dividend. An individual who qualifies must meet all eligibility requirements for the respective prior year(s) and must file before the individual reaches 20 years of age. See Alaska Statute 43.23.055(3).
- Estate Applications and Applications for Disabled Adults. (These application types have an extended filing date of up to one year later than the filing deadline for the respective dividend year.)

Dividend Year	Dividends Paid	Dividend Amount	Total
2014	6344	\$1,884.00	\$11,952,096.00
2013	459	\$900.00	\$413,100.00
2012	285	\$878.00	\$250,230.00
2011	144	\$1,174.00	\$169,056.00
2010	84	\$1,281.00	\$107,604.00
2009	94	\$1,305.00	\$122,670.00
2008	56	\$3,269.00	\$183,064.00
2007	106	\$1,654.00	\$175,324.00
2006	112	\$1,106.96	\$123,979.52
2005	49	\$845.76	\$41,442.24
2004	67	\$919.84	\$61,629.28
2003	55	\$1,107.56	\$60,915.80
2002	36	\$1,540.76	\$55,467.36
2001	28	\$1,850.28	\$51,807.84
2000	17	\$1,963.86	\$33,385.62
1999	55	\$1,769.84	\$97,341.20
1998	53	\$1,540.88	\$81,666.64
1997	35	\$1,296.54	\$45,378.90
1996	14	\$1,130.68	\$15,829.52
1995	13	\$990.30	\$12,873.90
1994	2	\$983.90	\$1,967.80
Total	8,108	--	\$14,056,829.62

* 2008 Dividends included the one-time Resource Rebate of \$1,200.00.

DIVISION PROCESSING ACTIVITY

Three Year Comparison of Application and Payment Statuses

Numbers shown here are historically reported as of December 31st of each respective year.

Highlights:

In 2015 the Division experienced an increase of 2,688 valid applications from the previous year.

Number of applicants who have received all 34 dividends since program inception (1982): 77,353

Note:

- Filing activity data below for 2014 and 2015 excludes invalid, duplicate, withdrawn applications, or applications submitted solely to establish sponsor eligibility.

Dividend Year	2015		2014		2013	
<i>Filing Activity</i>	Total	Percent Total	Total	Percent Total	Total	Percent Total
Applicants						
Adult	495,910	73.71%	493,343	73.63%	490,578	73.40%
Child	176,831	26.29%	176,710	26.37%	177,784	26.66%
Total	672,741	100.00%	670,053	100.00%	668,362	100.00%
Application Status						
Eligible for Payment	638,405	94.90%	632,895	94.45%	632,313	94.57%
Denied and not in appeal	25,305	3.76%	25,473	3.80%	33,276	4.99%
Denied and in Appeal	757	0.11%	746	0.11%	802	0.12%
In Review	8,274	1.23%	10,939	1.63%	1,971	0.31%
Total	672,741	100.00%	670,053	100.00%	668,362	100.00%

Note:

- Total dividends paid below in 2014 and 2015 include dividends for prior year dividends, as allowable by program regulations.
- Applications marked as "Fully Reduced" below included one or all of the following: donations, assignments, and/or garnishments.
- Prior to 2013, mixed method payments were not counted separately, but included in the category that represented that largest portion of the given dividend.

Dividend Year	2015		2014		2013	
<i>Payment Status</i>	Total	Percent Total	Total	Percent Total	Total	Percent Total
Paid by Direct Deposit	532,672	79.18%	518,986	77.45%	512,992	76.23%
Paid by Warrant	86,596	12.87%	94,023	14.03%	92,365	13.73%
Paid by Multiple methods	10,979	1.63%	1018	0.15%	384	0.06%
Fully Reduced	6,767	1.01%	17,279	2.58%	26,365	3.91%
Not paid (as of Dec. 31)	35,727	5.31%	38,747	5.78%	40,845	6.07%
Total	672,741	100.00%	670,053	100.00%	672,951	100.00%

DIVISION PROCESSING ACTIVITY

COLLECTIONS

The Division collects moneys from applicants for any of the following reasons:

- Dividends paid and subsequently determined to be ineligible to receive the dividend. (Applicants are assessed at a ten and one-half percent interest rate until the dividend is paid back)
- Dividends that have gone through the Department of Revenue's Criminal Investigations Unit will often return back to the PFD Division with restitution that must be paid. These cases get turned over to collections.

Note: In 2014, the Division made some adjustments to the way we collect and analyze statistical activity for Payments and Collections, to more accurately represent the current year's collections case activity.

2015 Collections Activity				
Month	New Cases	Closed Cases	Payments Processed	Amount Collected
January	20	12	46	\$13,941.30
February	18	19	48	\$11,314.15
March	6	13	39	\$3,983.90
April	9	9	53	\$11,118.78
May	6	5	35	\$3,701.13
June	31	9	37	\$10,766.53
July	10	6	36	\$15,638.82
August	6	29	39	\$22,737.19
September	6	21	31	\$24,373.89
October	7	100	157	\$130,813.31
November	9	7	29	\$7,576.46
December	10	7	25	\$4,577.85
Total	138	237	575	\$260,543.31

DIVISION PROCESSING ACTIVITY

CRIMINAL INVESTIGATIONS

Reports of suspected or potential fraud against the Permanent Fund Dividend program are all reviewed as they are received by the Department of Revenue's Criminal Investigations Unit. An investigation typically is opened where initial information, such as a fraud tip, is supported by additional information available from another source. This standard helps to ensure that erroneous information does not result in withholding of dividends from eligible applicants. There are many factors considered in determining whether investigations are ultimately resolved internally by the PFD Division ("Administrative" cases) or submitted for prosecution in court ("Criminal" cases). The CIU unit does not evaluate PFD program eligibility.

A given Case may encompass or pertain to more than one PFD Application. For example, if the application of an Adult Sponsor is being investigated, his or her sponsored Child Applications may be included as part of the Case. Both metrics are reported here.

Investigations Case Activity in 2015	cases	% change	applications	% change
Carry-over from previous year	460	20.46%		
New cases in 2015	795	-3.28%		
Resolved	811	5.99%	1276	-15.03%
Carry-forward to next year	444			
Resolution Status (Administrative):				
No Fraud found (case cleared)	686	20.99%	712	24.91%
Fraud found (case remanded to PFD) ¹	88	-68.90%	283	
Fraud found (case referred for criminal prosecution)	22	-45.00%	164	-34.48%
Not screened or Investigation not started (carry forward)	0			
Resolution Status (Criminal):				
Declined	4	-75.00%	27	-62.50%
Convictions	11	-31.25%	90	-40.00%
Prosecution In Progress (carry forward)	49	16.67%	394	19.39%
Bench Warrant (carry forward) ²	19	0.00%	127	4.96%

Funds Saved or Recovered by CIU Action in 2015	
Admin Penalties assessed by PFDD	\$0.00
Criminal Restitution ordered	\$98,727.12
Dividends withheld pending Criminal resolution ³	\$9,978.00
	\$108,705.12
Potential program savings pending resolution/action	
Value of fraudulent cases remanded to PFD ¹	\$605,886.21
Value of cases pending prosecution	\$392,869.87
	\$998,756.08
Statute of limitations loss ⁴	\$14,110.00

¹ Applications found to contain fraudulent information or applicant answers, but not referred for Criminal prosecution, are remanded to the PFD Division and may or may not be assessed penalties, including administrative fines and forfeiture of eligibility, etc. The total value of these cases shown is the amount that could be withheld if all such applications were denied by the Division.

² Criminal prosecution cases where the defendant failed to appear and a bench warrant has been

issued. These cases are not considered as part of the CIU "active" inventory, but remain open with the court and carry over from year to year.

³ PFD applications, including subsequent years', for which payment was held or eligibility determination is on hold, pending the results of the criminal case.

⁴ Funds not subject to restitution due to expiration of statute of limitations, and where repayment was not required under the terms of a plea agreement.

DIVISION PROCESSING ACTIVITY

GENDER, AGE, NAME

Demographics shown here are based on valid applications received for the 2015 dividend only. Ages are given as of December 31, 2015.

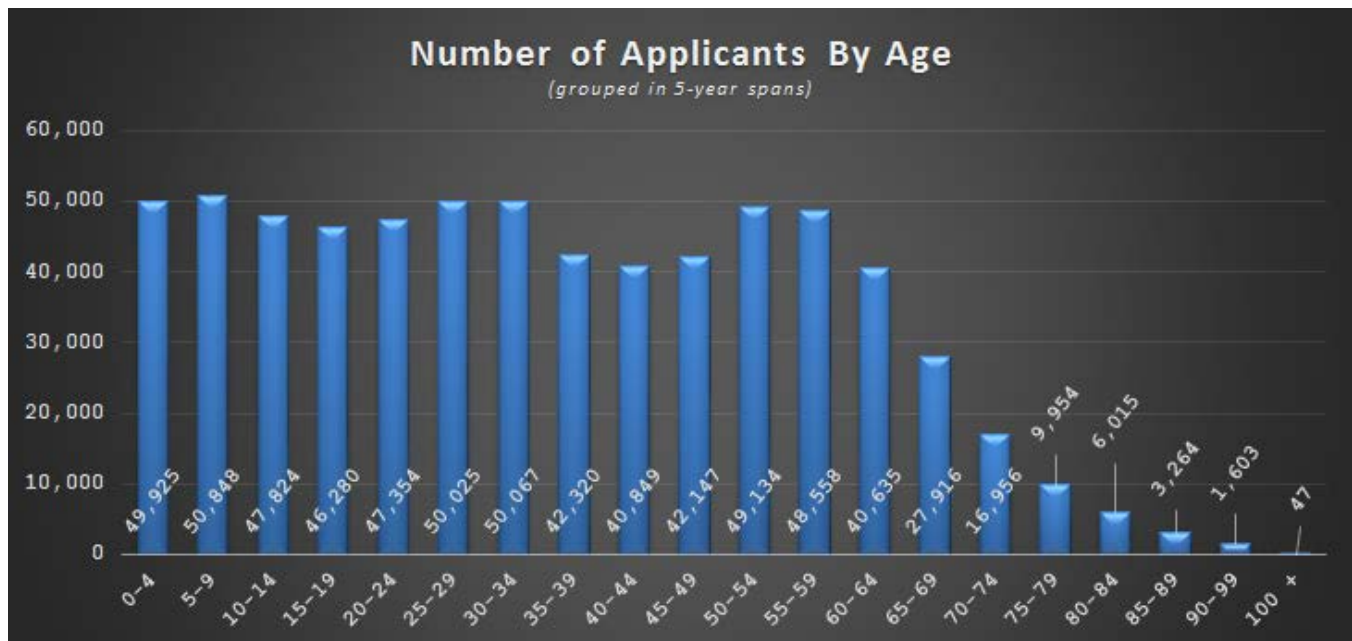
Gender	Filed	%	Ratio
Men	341,811	50.81%	1.03
Women	330,930	49.19%	1.00
Total	672,741	100.00%	--

Age	Applicants	%	Ratio
Adults (18 years and older)	495,910	73.71%	2.80
Children (<18 years old)	176,831	26.29%	1.00
Total	672,741	100.00%	

Highlights:

9,521 Alaskan newborns (babies born in Alaska during 2014) filed for their first dividend in 2015

The oldest applicant on file in 2015 was **109** years old!



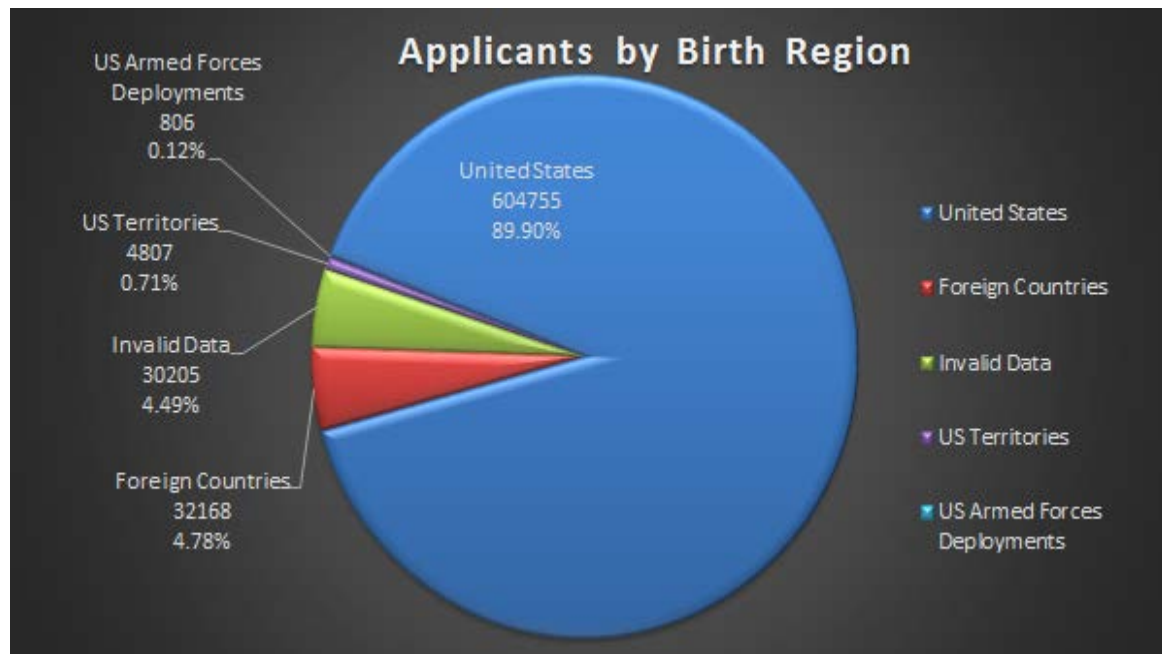
Most Common Names Among 2015 Dividend Applicants

Rank	Male Names	Female Names	Last Names
1	Michael	Mary	Smith
2	James	Jennifer	Johnson
3	John	Elizabeth	Williams
4	David	Sarah	Brown
5	Robert	Linda	Jones

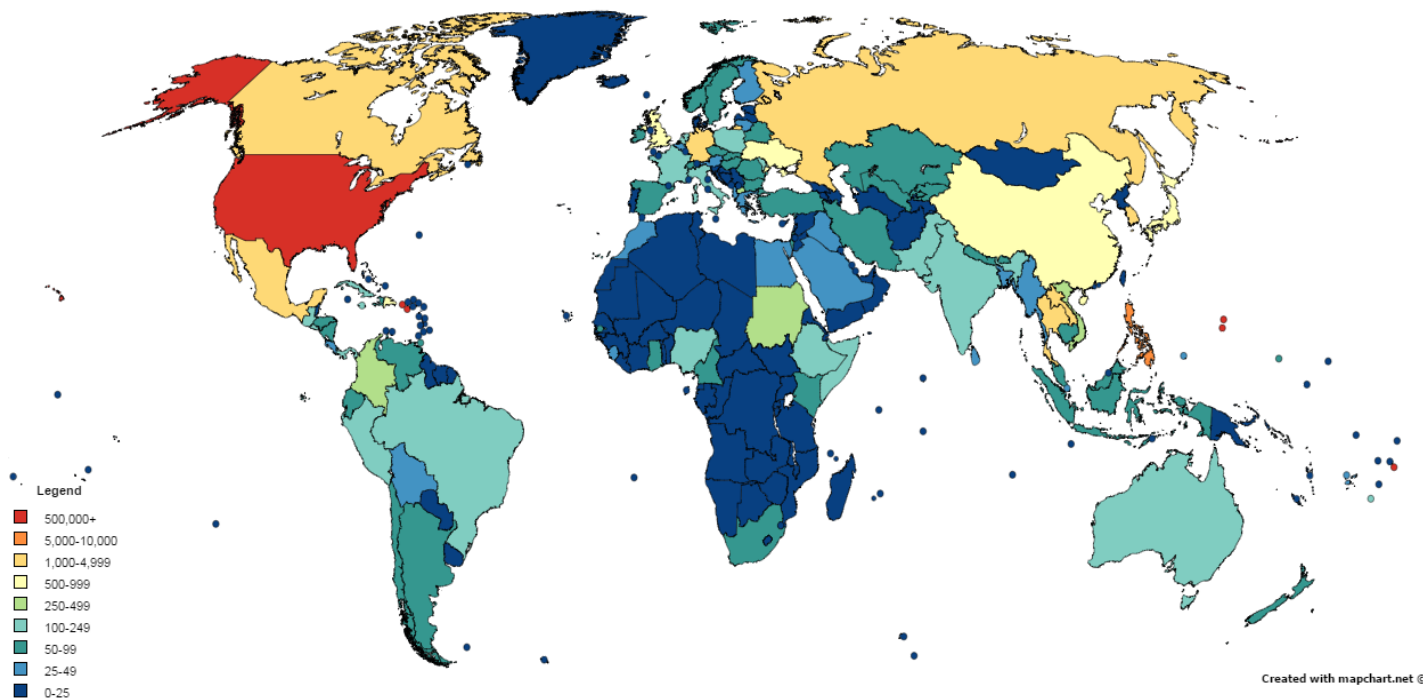
DIVISION PROCESSING ACTIVITY

BIRTHPLACE

An applicant's place of birth is NOT a direct criterion in determining eligibility for a Permanent Fund Dividend (though citizenship and residency might be). These statistics are provided by the Division for information purposes only. Additional details are available in Appendix A: Applicant Birth Places.



The overwhelming majority of applicants for the 2015 Dividend reported the **United States** as their country of birth. The largest foreign-country represented was the **Philippines**.



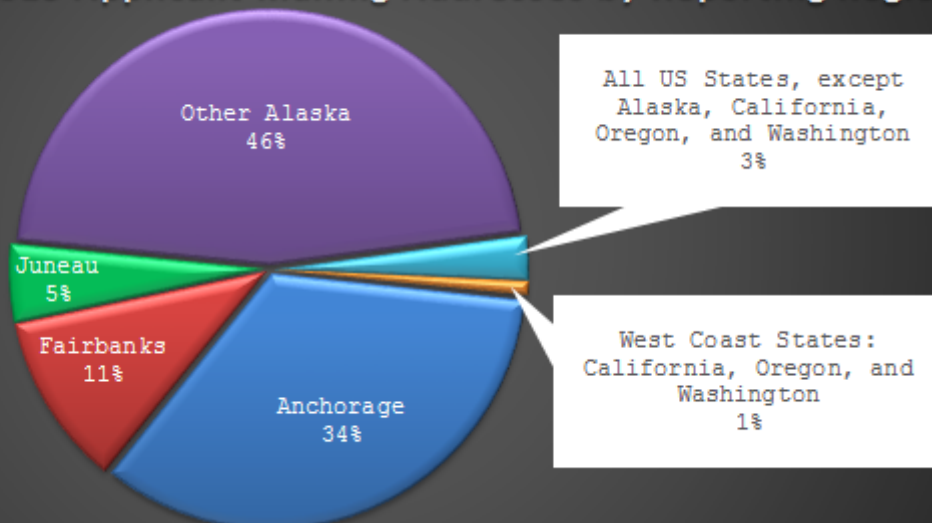
DIVISION PROCESSING ACTIVITY

MAILING ADDRESS OVERVIEW

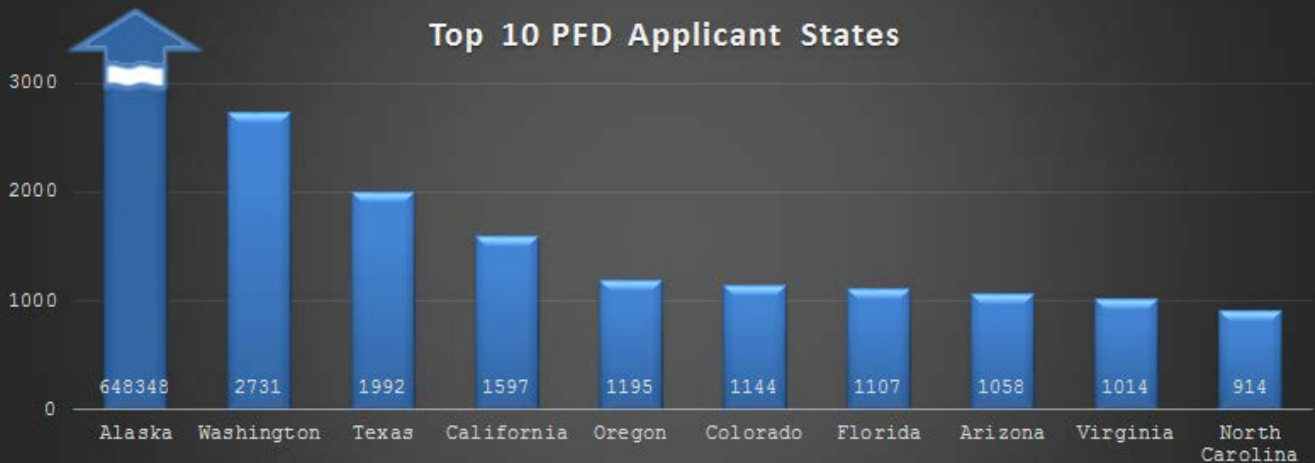
State regulations require persons applying for a Permanent Fund Dividend to provide the Division with current mailing and physical addresses, among other things.

These statistics are provided by the Division for information purposes only, and additional details are available in Appendix B: Applicant Mailing Addresses.

Percentage of 2015 Applicant Mailing Addresses by Reporting Region

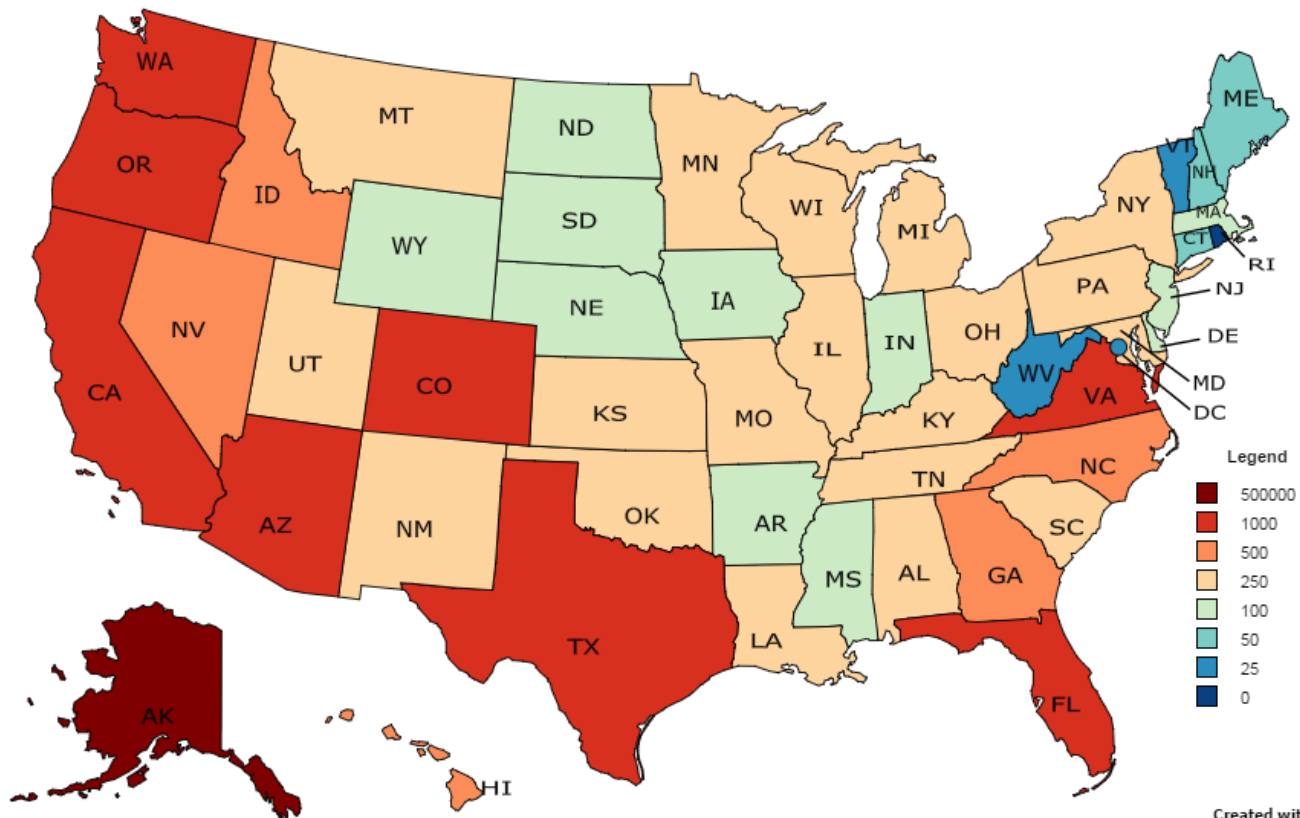


Top 10 PFD Applicant States



DIVISION PROCESSING ACTIVITY

2015 Dividend Applicants by U.S. State, according to reported Mailing Address Zip Code



Created with mapchart.net ©

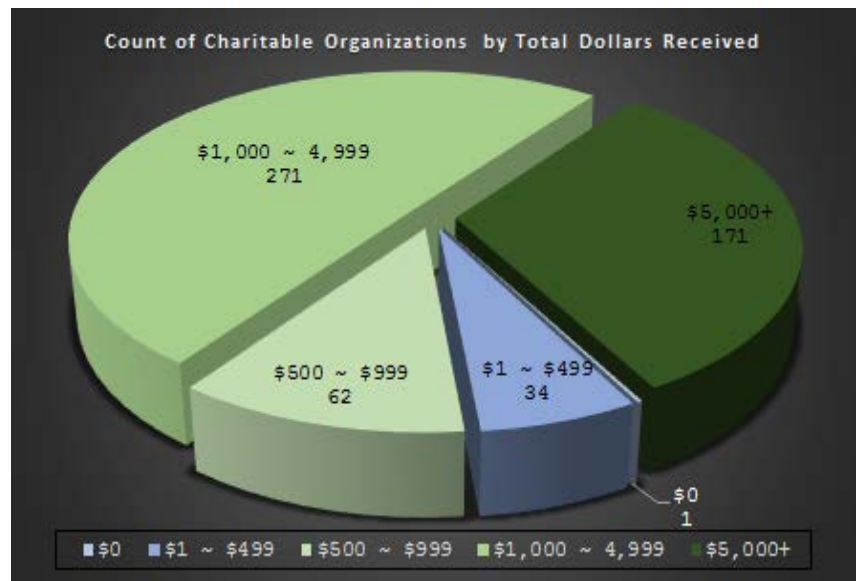
VOLUNTARY PROGRAMS

Voluntary Programs

PICK.CLICK.GIVE.

In 2009, the PFDD implemented a three-year charitable giving pilot program, Pick.Click.Give., authorized by the Alaska Legislature per statute AS 43.23.062. In 2012, it became a permanent addition to the PFD online application process.

Initially funded by the Rasmuson Foundation and managed by United Way and the Foraker Group, the program allows an applicant to electronically pledge all or a portion of their dividend to eligible Alaskan nonprofit organizations. "The program goal is to increase individual charitable giving overall, along with increasing the number of new donors to nonprofit organizations." Additional information regarding the program can be found at www.pickclickgive.org.



Applicants are allowed to withdraw their pledges up to a specified date, and pledge amounts may be reduced by other garnishments or assignments that take priority. An ineligible applicant pledge would also not be paid. Hence, the actual contributed amount is generally lower than the amounts pledged during the application period.

Highlights:

Number of applicants who pledged: **33,058**
Number of individual pledges to an organization: **54,126**

Number of eligible charitable organizations: **538**

Amount pledged vs amount paid	
Total Dollars Pledged By Applicants	\$3,926,200.00
Pledges Withdrawn	(\$543,050.00)
Net Total Dollars Pledged	\$3,383,150.00
Total Dollars Paid to Organizations	\$3,215,949.68

Charitable Contributions Appeals

United Way of Anchorage, who acts as the Department of Revenue's "agent", determines if an organization is eligible or ineligible to be included in the charitable contribution list. If the organization is ineligible to be included in the charitable contribution list for the following year's Permanent Fund Dividend electronic application, the organization is issued a denial letter explaining the reasons they are not eligible. The organization has 15 days from the date of the denial letter to file an appeal explaining and supporting their position. Appeals for inclusion in the PFD Charitable Contribution list on the PFD Electronic Application differ from other appeals as they go directly to formal hearing as "fast track" hearings. PFD Division Appeals Specialists prepare the case for a formal hearing and the case is heard by an Administrative Law Judge with the Office of Administrative Hearings (OAH). United Way does not participate in the appeal hearing itself and does not participate in the appeal process. United Way only determines initial eligibility according to state law as the Department of Revenue's agent. There is no fee to file an appeal for inclusion in the PFD Charitable Contribution list on the PFD Electronic Application.

VOLUNTARY PROGRAMS

UNIVERSITY OF ALASKA COLLEGE SAVINGS PLAN

In 1990, legislation establishing the Alaska Education Trust Fund (AS 14.40.807) and authorizing an allowance for applicants to contribute fifty percent of their dividend to the fund was passed. In 1991, the name of the fund was changed to the Advance College Tuition (ACT) Payment Fund. The ACT option first appeared on the 1991 dividend applications.

In the fall of 2001, the University of Alaska developed the UA College Savings Plan program as the main program for which contributions can be made toward advanced college tuition costs. The UA College Savings Plan provides various investment strategies to individuals making contributions. Additional information regarding the plan can be found at www.uacollegesavings.com.

Applicants represent those who opted into the ACT program on their application and were paid a partial or full dividend. Total contributions represent actual dollars distributed to the College Savings Plan through December 31, 2015.

YEAR	APPLICANTS	TOTAL CONTRIBUTIONS
2015	13,593	\$14,015,930.73
2014	12,998	\$12,174,958.02
2013	12,173	\$5,442,842.99
2012	11,214	4,892,579.86
2011	9,642	5,611,270.33
2010	9,032	5,748,649.82
2009	7,910	5,012,962.90
2008	8,766	9,050,096.40
2007	8,495	6,991,936.59
2006	7,847	4,322,765.60
2005	7,482	3,150,343.08
2004	6,601	3,020,373.59
2003	5,667	3,121,888.81
2002	5,094	3,901,412.29
2001	4,464	4,107,056.79
2000	3,766	3,681,902.17
1999	3,663	3,225,384.06
1998	3,468	2,655,048.28
1997	4,426	2,861,877.87
1996	4,945	2,790,779.51
1995	5,405	2,670,684.24
1994	5,905	2,897,904.88
1993	5,925	2,806,199.41
1992	5,490	2,507,537.40
1991	5,018	2,329,943.62
Total	178,989	\$167,992,329.24

PERMANENT FUND DIVIDEND DIVISION HISTORY

Permanent Fund Dividend Division History

OPERATIONS ANNUAL CYCLE

The Permanent Fund Dividend Division's (PFDD) yearly cycle starts January 1, when the application period opens. Alaskans may submit an electronic or paper application for a Permanent Fund Dividend during the filing period, January 1 to March 31. Currently, the busiest times of the filing period are the month of January and the last two weeks of March, at the conclusion of the PFD filing season.

Applications received electronically are uploaded and electronically assessed. Applications, supporting documentation and signature pages received on paper are scanned and keyed into the Dividend Application Information System (DAIS) and then electronically processed.

The process of determining applicant eligibility begins as soon as applications are received by the Division. Applications flagged for further review by DAIS are assigned to eligibility technicians for evaluation primarily in one or more of the following areas: establishing residency, breaking Alaska residency ties, absences from Alaska, and/or having the intent to remain in or return to Alaska. Guided by State of Alaska Statutes and PFD Regulations, Eligibility Technicians use current or prior year applicant information when needed, and contact the applicant for additional information in order to make an eligibility determination. Many cases can be resolved without contacting the applicant. The current goal of the PFDD is to complete most eligibility determinations by the first Thursday in October, which is the first payment of the new dividend year.

During May, a list of applicants and their Social Security numbers are submitted to the Internal Revenue Service for Taxpayer Identification Number (TIN) matching. Those applicants whose information on file with the PFDD does not match the information on file with the IRS are flagged. These applicants have the opportunity to correct their information during the summer months. Those applicants that do not correct their information will be subject to a 28% IRS backup withholding when their PFD is issued.

In July, the Alaska Permanent Fund Corporation (APFC) transfers dividend funds to the PFDD that will be available for the PFD distribution. The PFDD calculates the dividend amount and provides it to the Governor's office which arranges to announce the PFD dollar amount in mid to late September. Also in July, the Division's data processing and payment teams confirm applicant supplied direct deposit information through our approved financial institutions in a process called the *pre-note*. This process allows the division to verify account information accuracy and successfully process the highest percentage of requested direct deposits.

The Division now pays all eligible Alaskans on the first scheduled payment date of the year, regardless of the payment method selected (direct deposit or check). Prior to the 2010 dividend, direct deposit payments were distributed two weeks earlier than checks. Mid-September through the end of October is considered payment season for the Division and is a busy time for public contact. During this time, most of our eligibility technicians are assigned to payment support via phone, in person or email.

During late November and early December the Division focuses on finishing the remaining work of eligibility determinations, as well as preparations for the next filing season and training. It is during this time that the Division often sees a rise in appeals for denied applications. Applicants that disagree with an eligibility determination have 30 days from the denial decision date to file an appeal. Appeals are worked on a year round basis on a first come, first served manner.

Throughout the year the Department of Revenue's Criminal Investigation Unit investigates hundreds of applications for potential PFD fraud based on tips from the public and information received from federal, state, and municipal agencies. Additionally, the Division conducts focused audits and investigates information that is obtained through the Division's internal processes, including anomalies noted in processing applications.

The PFDD has made great strides in applicant data processing as well as bringing communication technology, such as the website and phone systems, current with industry standards. In 2011, the Division implemented a new Virtual Call Center that allows for better handling, tracking, and recording of incoming calls. This helps with quality control and fraud prevention.

PERMANENT FUND DIVIDEND DIVISION HISTORY

PROGRAM TIMELINE



1976	<ul style="list-style-type: none">• Voters pass a constitutional amendment to establish the Permanent Fund (Alaska Constitution, Article IX, Section 15).
1980	<ul style="list-style-type: none">• First Permanent Fund dividend legislation enacted. The legislation established a program giving every adult Alaska resident \$50.00 for every year of residency since statehood in 1959 and also established a Dividend Fund. Payment of dividends were stayed under litigation (Zobel v Williams) challenging the constitutionality of the program.
1982	<ul style="list-style-type: none">• U.S. Supreme Court ruled the 1980 legislation unconstitutional. In response to the litigation, the legislature passed legislation authorizing equal dividend payments to all six-month residents. The first dividend amount was \$1,000.00. The first dividend checks were distributed June 14th.
1983	<ul style="list-style-type: none">• Residency period defined as six months ending March 31st. Filing due date established as June 30th.
1985	<ul style="list-style-type: none">• Hold-harmless program funding for public assistance recipients changed from General Fund to Permanent Fund Dividend Fund.
1986	<ul style="list-style-type: none">• Olympics check-off program begins. Persons allowed to donate \$5.00 to Alaska Winter Olympics account in General Fund.
1988	<ul style="list-style-type: none">• In January the Permanent Fund Dividend Division was established.
1989	<ul style="list-style-type: none">• Legislature changed residency period from six to 24 months. Individuals banned from assigning dividends (except to government) by regulation. Felons not eligible for dividends. Physical presence requirement established. Last year for Olympics check-off.
1990	<ul style="list-style-type: none">• Superior Court ruled 24-month residency requirement unconstitutional and changed the residency requirement to 12 months (Lindy v Malone). Disclosure requirements established to print program costs on dividend checks.

PERMANENT FUND DIVIDEND DIVISION HISTORY



1991	<ul style="list-style-type: none">• Check-off program for Advance College Tuition started. Percent of dividend subject to levy for private judgments increased from 50% to 55%. Fairbanks office closed in September 1991. First receipt cards mailed.
1992	<ul style="list-style-type: none">• Individuals banned from assigning dividends (except to government agencies) by statute.
1993	<ul style="list-style-type: none">• Direct Deposit programs for full dividends established. Residency period changed to calendar year. Voter registration forms included with application.
1994	<ul style="list-style-type: none">• Filing due date changed to March 31. Longevity Bonus Annuity check-off program began. Legislature authorizes the division to charge fee for processing claims and assignments on dividends.
1995	<ul style="list-style-type: none">• Longevity Bonus Annuity check-off program repealed.
1996	<ul style="list-style-type: none">• Misdemeanants with two prior crimes not eligible for dividends.
1997	<ul style="list-style-type: none">• Fairbanks office re-opened in February.
1998	<ul style="list-style-type: none">• Internet program implemented to allow applicants to check their status online. All allowable absences defined in statutes (statutory provision for commissioner to define absences by regulation repealed). Spouses accompanying eligible residents authorized as allowable absence. Authority to file for estates (persons who die during filing period) established. Physical presence changed to 72 hours every two years (effective for 2000 dividend). Percent of dividend subject to levy for private judgment increased from 55% to 80%.

PERMANENT FUND DIVIDEND DIVISION HISTORY



1999	<ul style="list-style-type: none">• Online application implemented, but applicants required to print and sign full application. Direct Deposit program expanded to include partial dividends.
2000	<ul style="list-style-type: none">• Imaging system and new data entry system implemented in January. First year that applications were imaged. Improved online application implemented in March (applicants required to sign signature page only).
2001	<ul style="list-style-type: none">• Alaska Supreme Court rules that immigrant aliens who form intent to remain in Alaska qualify for dividends.
2002	<ul style="list-style-type: none">• Receipt letter replaces application receipt card. Department of Health and Social Services files applications electronically. Final year securities companies participated in the Direct Deposit program. Misdemeanants with one prior felony or two prior misdemeanors not eligible for dividend.
2003	<ul style="list-style-type: none">• Electronic signature for online applications implemented March 20th.
2004	<ul style="list-style-type: none">• Receipt letters eliminated. Online application expanded to cover full application and supplemental schedule. Tri-fold direct deposit advice implemented. Selective Service registration part of the application.
2005	<ul style="list-style-type: none">• 30 day response regulation adopted. Fraud subpoena power authorized. Power of Attorney allowed for military serving outside the US. Phase I of new Applicant Information system implemented. Checks issued two weeks after Direct Deposits. Applicant addresses no longer public information.
2006	<ul style="list-style-type: none">• Two Direct Deposits with early payment for on-line January filers. Online filing increases to 57% of applications filed. Allowable absences for Peace Corps volunteers and members of US Olympic team restored.

PERMANENT FUND DIVIDEND DIVISION HISTORY



2007	<ul style="list-style-type: none">• Online payment history access for authorized agencies and individuals adopted.
2008	<ul style="list-style-type: none">• One time resource rebate added to dividend. Payment timing moved up to September in response to high energy costs. New eligibility system rolled out.
2009	<ul style="list-style-type: none">• The Charitable Contribution program named Pick.Click.Give. is launched. The online program allows an applicant to donate all or a portion of their dividend to charities of their choosing.
2010	<ul style="list-style-type: none">• Community distribution centers are used for distributing paper applications for the first time. Postal delivery to every Alaskan mailbox is reduced to targeted mailings in light of over 75% of applicants filing online.
2013	<ul style="list-style-type: none">• The Division publishes Facebook page to develop an additional interactive experience with Alaskans through social networking.
2014	<ul style="list-style-type: none">• The Division implemented system changes to expand the options for Direct Deposit of dividend payments. Within months, the number of financial institutions selected by applicants for Direct Deposit jumped from 22 to over 1,000!
2015	<ul style="list-style-type: none">• The State of Alaska moved to utilizing an integrated accounting system, which greatly affected the PFD payment process. This transition was successful, and will continue to be utilized.• The Positive Payee Standards were implemented, creating a State Warrant that has security features to prevent fraud, as well as providing for a more “uniform” State Warrant to be recognized across Alaska.

PERMANENT FUND DIVIDEND DIVISION HISTORY

FIVE YEAR DIVIDEND CALCULATION

The dividend amount is calculated annually, and has been historically announced in mid-September. The amount of the dividend is calculated by dividing the amount available for distribution from the AK Permanent Fund Corporation (APFC) earnings account by an estimated number of eligible applicants. The calculation is based on a statutory formula under Alaska Statute 43.23.025 and is required by law to be announced by October 1. Note:

- PFC statutory net income equals realized earnings excluding income from North Slope royalty case (State vs Amerada Hess). "The formula is based on an average of the Fund's income over five years in order to produce a more stable flow of dividend amounts from year to year." (www.apfc.org)
- Dividend amounts are rounded to an even amount to result in an even half-amount for applicants who designate fifty percent of their dividend be contributed to the UA College Savings program (AS 14.40.807).

Dividend Calculation

Dividend Year	2015	2014	2013	2012	2011
PFD Fund Balance as of Calculation Date	\$11,488,175.55	\$10,545,821.44	\$11,663,279.62	\$4,619,905.85	\$3,224,665.24
Add Permanent Fund Earnings (5-year average)	\$1,324,794,615.81	\$1,234,833,864.35	604,149,670.30	605,225,946.46	800,613,497.83
Less Appropriations and Reductions					
Appropriations (see below)	\$(48,307,100.00)	(36,048,800.00)	(38,559,400.00)	(41,194,100.00)	(42,163,700.00)
Reductions (see below)	\$(854,454.05)	(766,480.03)	(1,027,826.41)	(1,313,447.92)	(1,450,310.08)
Total Appropriations and Reductions	\$(49,161,554.05)	(36,815,280.03)	(39,587,226.41)	(42,507,547.92)	(43,614,010.08)
Total Amount Available for Dividends	\$1,335,428,337.31	\$1,208,564,405.76	\$576,225,723.51	\$567,338,304.39	\$760,224,152.99
Estimated Eligible Applicants	644,511	641,489	640,249	646,805	647,549
Dividend Amount	\$2,072.00	\$1884.00	\$900.00	\$878.00	\$1,174.00

PERMANENT FUND DIVIDEND DIVISION HISTORY

Appropriations and Reductions Detail

Appropriations	2015	2014	2013	2012	2011
Department of Health and Social Services	\$17,724,700.00	\$17,724,700.00	\$17,474,700.00	\$16,284,700.00	\$16,284,700.00
(Hold-harmless provision for public assistance programs)					
Department of Corrections	\$20,830,400.00	\$8,445,900.00	10,047,400.00	14,890,400.00	15,920,300.00
Department of Revenue, PFD Division	\$8,241,900.00	\$8,245,500.00	9,920,900.00	8,221,000.00	8,310,100.00
Department of Public Safety					
Council on Domestic Violence & Sexual Assault	N/A	N/A	N/A	N/A	N/A
Department of Administration					
Violent Crimes Compensation Board	\$1,510,100.00	\$1,502,700.00	1,116,400.00	1,798,000.00	1,648,600.00
Fund Capitalization and Administration Fees	N/A	N/A	N/A	N/A	N/A
Total Department of Administration	\$1,510,100.00	\$1,502,700.00	1,116,400.00	1,798,000.00	1,648,600.00
Alaska State Legislature - Office of Victims' Rights	N/A	N/A	N/A	N/A	N/A
Total Appropriations	\$48,307,100.00	\$36,048,800.00	\$38,559,400.00	\$41,194,100.00	\$42,163,700.00

Reductions	2015	2014	2013	2012	2011
Reserve for Prior Year Dividend Liabilities	\$255,218.83	\$227,426.85	\$294,858.33	\$773,576.02	\$843,729.84
Reserve for 18-year-old Filers	\$553,235.22	\$471,053.18	612,968.08	539,871.90	606,580.24
Reserve for 2008 Resource Rebate Payments	\$46,000.00	\$68,000.00	120,000.00	N/A	N/A
Total Reductions	\$854,454.05	\$766,480.03	\$1,027,826.41	\$1,313,447.92	\$1,450,310.08

PERMANENT FUND DIVIDEND DIVISION HISTORY

DIVIDEND APPLICATIONS AND PAYMENTS SINCE 1982

Dividend statistics are through December 31 of each respective year. Applications received are all valid applications received during the respective year, for that year's dividend only. Population statistics were obtained from the Alaska Department of Labor and Workforce Development 2015 population estimate as of July 1, 2015. The count of Dividends Paid and the value of Total Disbursed Amount includes dividends that may have been garnished or donated. The 2008 Dividend amount excludes the one-time \$1,200 addition of the 2008 Resource Rebate.

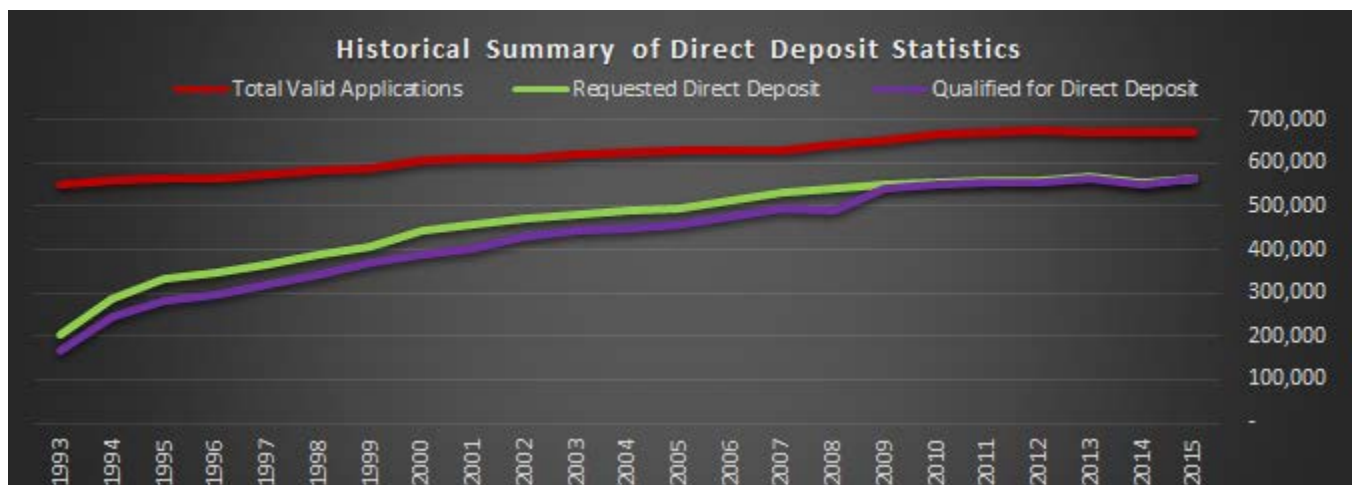
Dividend Year	State Population	Dividend Applications		Dividend Amount	% Change from Prior Year	Total Disbursed Amount
		Received	Paid			
2015	737,625	672,741	637,014	\$2,072.00	10%	\$1,272,841,340.00
2014	735,601	670,053	631,306	\$1,884.00	209%	\$1,189,289,748.00
2013	736,399	668,362	631,470	\$900.00	3%	\$568,323,000.00
2012	732,298	673,978	610,633	\$878.00	-25%	\$536,135,774.00
2011	722,190	672,237	615,122	\$1,174.00	-8%	\$722,153,228.00
2010	710,231	663,938	611,522	\$1,281.00	-2%	\$783,359,682.00
2009	692,314	654,462	621,146	\$1,305.00	-37%	\$810,595,530.00
2008	679,720	641,291	610,096	\$2,069.00	25%	\$1,262,288,624.00
2007	674,510	628,895	595,237	\$1,654.00	49%	\$984,521,998.00
2006	669,716	623,792	594,029	\$1,106.96	31%	\$657,566,341.84
2005	663,085	627,595	596,936	\$845.76	-8%	\$504,864,591.36
2004	656,569	625,535	599,243	\$919.84	-17%	\$551,207,681.12
2003	647,188	619,552	595,571	\$1,107.56	-28%	\$659,630,616.76
2002	640,183	612,377	589,420	\$1,540.76	-17%	\$908,154,759.20
2001	631,957	608,600	586,230	\$1,850.28	-6%	\$1,084,689,644.40
2000	627,533	607,910	583,098	\$1,963.86	11%	\$1,145,122,838.28
1999	622,000	589,874	572,871	\$1,769.84	15%	\$1,013,890,010.64
1998	617,082	581,912	565,234	\$1,540.88	19%	\$870,957,765.92
1997	609,655	573,166	554,736	\$1,296.54	15%	\$719,237,413.44
1996	605,212	564,496	546,091	\$1,130.68	14%	\$617,454,171.88
1995	601,581	563,136	541,921	\$990.30	1%	\$536,664,366.30
1994	600,622	557,957	534,669	\$983.90	4%	\$526,060,829.10
1993	596,906	549,151	527,991	\$949.46	4%	\$501,306,334.86
1992	586,722	542,341	522,670	\$915.84	-2%	\$478,682,092.80
1991	569,054	533,762	512,119	\$931.34	-2%	\$476,956,909.46
1990	553,171	531,575	497,626	\$952.63	9%	\$474,053,456.38
1989	538,900	524,354	507,591	\$873.16	6%	\$443,208,157.56
1988	535,000	532,276	518,160	\$826.93	17%	\$428,482,048.80
1987	541,300	535,601	529,493	\$708.19	27%	\$374,981,647.67
1986	550,700	540,216	532,305	\$556.26	38%	\$296,099,979.30
1985	543,900	525,148	518,480	\$404.00	22%	\$209,465,920.00
1984	524,000	490,413	481,348	\$331.29	-14%	\$159,465,778.92
1983	499,100	465,569	457,206	\$386.15	-61%	\$176,550,096.90
1982	464,300	484,344	469,738	\$1,000.00		\$469,738,000.00
Total	--	19,956,609	19,098,322	\$39,099.41	--	\$22,414,000,376.89

PERMANENT FUND DIVIDEND DIVISION HISTORY

Direct Deposits since 1993

- Beginning 1999, Permanent Fund Dividend Division implemented partial direct deposit. For 1993 through 1998, applicants qualified for direct deposit only if they received the full dividend amount.
- Applicants might not qualify for direct deposit because their bank account was closed or their direct deposit information was incomplete.
- Applicants may qualify for a direct deposit, but may not necessarily be paid through direct deposit.
- Beginning 2013, eligible applications filed by the Office of Public Advocacy were paid via direct deposit.
- Total Paid via Direct Deposit includes only the specified year's dividends, paid by Direct Deposit or a combination of Direct Deposit and another payment type.

Year	Total Valid applications	Requested Deposit	Qualified for Deposit	Dividend Amount	Total Paid via Direct Deposits	Financial Institutions	Percent Request	Percent Qualified
2015	672,741	566,412	562,685	\$ 2,072.00	\$ 1,069,590,958.66	980	84.19%	83.64%
2014	670,053	555,089	550,600	\$ 1,884.00	\$ 945,873,705.04	95	83.40%	82.72%
2013	668,362	569,529	565,711	\$ 900.00	\$ 462,025,993.39	22	83.61%	82.92%
2012	673,978	560,591	555,960	\$ 878.00	\$ 439,207,005.01	22	83.18%	82.49%
2011	672,237	560,928	556,903	\$ 1,174.00	\$ 595,333,352.98	22	83.44%	82.84%
2010	663,938	556,531	551,038	\$ 1,281.00	\$ 644,142,719.82	22	83.82%	83.00%
2009	654,462	552,750	540,601	\$ 1,305.00	\$ 652,862,875.03	22	84.46%	82.60%
2008	641,291	541,075	491,770	\$ 3,269.00	\$ 1,571,666,204.84	22	84.37%	76.68%
2007	628,895	533,237	493,997	\$ 1,654.00	\$ 783,829,829.47	23	84.79%	78.55%
2006	627,917	512,510	476,775	\$ 1,106.96	\$ 505,381,490.02	23	81.62%	75.93%
2005	629,554	495,057	459,004	\$ 845.76	\$ 372,163,399.94	23	78.64%	72.91%
2004	625,072	489,546	448,642	\$ 919.84	\$ 395,606,262.86	23	78.32%	71.77%
2003	619,220	482,110	444,268	\$ 1,107.56	\$ 473,617,814.63	24	77.86%	71.75%
2002	612,188	470,007	430,891	\$ 1,540.76	\$ 642,457,942.63	28	76.77%	70.39%
2001	608,458	458,848	404,247	\$ 1,850.28	\$ 735,554,215.65	33	75.41%	66.44%
2000	607,784	443,713	390,312	\$ 1,963.86	\$ 755,128,494.87	33	73.01%	64.22%
1999	589,738	407,508	371,262	\$ 1,769.84	\$ 649,647,524.81	34	69.10%	62.95%
1998	581,803	389,310	342,531	\$ 1,540.88	\$ 527,799,167.28	34	66.91%	58.87%
1997	573,057	367,693	318,160	\$ 1,296.54	\$ 412,507,166.40	38	64.16%	55.52%
1996	564,362	345,929	295,803	\$ 1,130.68	\$ 334,458,536.04	43	61.30%	52.41%
1995	563,020	332,224	284,466	\$ 990.30	\$ 281,706,679.80	28	59.01%	50.53%
1994	557,836	285,132	245,911	\$ 983.90	\$ 241,951,832.90	26	51.11%	44.08%
1993	549,066	205,895	167,618	\$ 949.46	\$ 159,146,586.28	23	37.50%	30.53%
Total	14,255,032	10,681,624	9,949,155	\$ 32,413.62	\$ 13,651,659,758.35	--	--	--



APPENDIX A: APPLICANT BIRTHPLACE DETAIL

Appendix A: Applicant Birthplace Detail

Data shown here represents information provided by Applicants to the Division across all *valid* applications received during 2015, including applications for prior dividend years.

Birth Country	Birth State	Total	% of Total
USA	Alabama	2,613	0.39%
	Alaska	291,507	43.33%
	Arizona	5,990	0.89%
	Arkansas	2,463	0.37%
	California	42,321	6.29%
	Colorado	9,210	1.37%
	Connecticut	2,017	0.30%
	Delaware	524	0.08%
	District of Columbia	1,033	0.15%
	Florida	7,539	1.12%
	Georgia	4,460	0.66%
	Hawaii	4,727	0.70%
	Idaho	6,803	1.01%
	Illinois	9,047	1.34%
	Indiana	4,201	0.62%
	Iowa	4,201	0.62%
	Kansas	3,832	0.57%
	Kentucky	2,044	0.30%
	Louisiana	3,428	0.51%
	Maine	2,106	0.31%
	Maryland	2,625	0.39%
	Massachusetts	4,544	0.68%
	Michigan	12,019	1.79%
	Minnesota	11,888	1.77%
	Mississippi	1,905	0.28%
	Missouri	4,687	0.70%
	Montana	7,294	1.08%
	Nebraska	3,058	0.45%
	Nevada	2,395	0.36%
	New Hampshire	1,270	0.19%
	New Jersey	3,788	0.56%
	New Mexico	3,169	0.47%
	New York	11,657	1.73%

APPENDIX A: APPLICANT BIRTHPLACE DETAIL

	North Carolina	4,506	0.67%
	North Dakota	2,922	0.43%
	Ohio	8,085	1.20%
	Oklahoma	4,452	0.66%
	Oregon	17,401	2.59%
	Pennsylvania	8,408	1.25%
	Rhode Island	688	0.10%
	South Carolina	2,072	0.31%
	South Dakota	2,783	0.41%
	Tennessee	2,805	0.42%
	Texas	14,972	2.23%
	Utah	5,593	0.83%
	Vermont	851	0.13%
	Virginia	4,198	0.62%
	Washington	30,479	4.53%
	West Virginia	1,219	0.18%
	Wisconsin	7,879	1.17%
	Wyoming	2,575	0.38%
	(OTHER)	319	0.05%
US Territories ¹	American Samoa	1,673	0.25%
	Federated States of Micronesia	27	0.00%
	Guam	445	0.07%
	Marshall Islands	5	0.00%
	Northern Mariana Islands	64	0.01%
	Palau	22	0.00%
	Puerto Rico	879	0.13%
	Virgin Islands	87	0.01%
US Armed Forces Deployments	Armed Forces Americas (Except Canada)	22	0.00%
	Armed Forces Africa, Canada, Europe, Middle East	304	0.05%
	Armed Forces Pacific	145	0.02%
Foreign Countries	(OTHER)	66,496	9.88%
Total		672,741	100%

¹ US Territories are based on recognition as such by the USPS and may not necessarily reflect current recognition status for US citizenship or immigration status.

APPENDIX B: APPLICANT MAILING ADDRESS DETAIL

Appendix B: Applicant Mailing Address Detail

Data shown here represents information provided by Applicants to the Division across all *valid* applications received during 2015, including applications for prior dividend years. Regional designations shown here are grouped according to historical maps of PFD Division-recognized distribution centers.

ZIP Code	City	Count
99501	Anchorage	14,327
99502	Anchorage	21,377
99503	Anchorage	13,352
99504	Anchorage	36,511
99505	Fort Richardson	1,708
99506	Elmendorf AFB	1,886
99507	Anchorage	33,848
99508	Anchorage	30,340
99509	Anchorage	1,813
99510	Anchorage	540
99511	Anchorage	2,492
99513	Anchorage	4
99514	Anchorage	1,573
99515	Anchorage	20,424
99516	Anchorage	18,417
99517	Anchorage	14,046
99518	Anchorage	8,720
99519	Anchorage	735
99520	Anchorage	1,294
99521	Anchorage	1,202
99522	Anchorage	1,273
99523	Anchorage	1,669
99524	Anchorage	1,912
99540	Indian	235
99545	Kongiganak	492
99546	Adak	85
99547	Atka	63
99548	Chignik Lake	87
99549	Port Heiden	98
99550	Port Lions	176
99551	Akiachak	716
99552	Akiak	396
99553	Akutan	189
99554	Alakanuk	709

APPENDIX B: APPLICANT MAILING ADDRESS DETAIL

99555	Aleknagik	132
99556	Anchor Point	2,302
99557	Aniak	726
99558	Anvik	82
99559	Bethel	6,555
99561	Chefornak	480
99563	Chevak	1,019
99564	Chignik	61
99565	Chignik Lagoon	77
99566	Chitina	132
99567	Chugiak	8,210
99568	Clam Gulch	268
99569	Clarks Point	52
99571	Cold Bay	89
99572	Cooper Landing	316
99573	Copper Center	949
99574	Cordova	2,174
99575	Crooked Creek	107
99576	Dillingham	2,615
99577	Eagle River	23,546
99578	Eek	361
99579	Egegik	66
99580	Ekwok	100
99581	Emmonak	848
99583	False Pass	39
99584	Flat	1
99585	Marshall	473
99586	Gakona	458
99587	Girdwood	1,970
99588	Glennallen	1,236
99589	Goodnews Bay	258
99590	Grayling	168
99591	Saint George Island	74
99602	Holy Cross	180
99603	Homer	9,691
99604	Hooper Bay	1,329
99605	Hope	176
99606	Iliamna	395
99607	Kalskag	237
99608	Karluk	39

APPENDIX B: APPLICANT MAILING ADDRESS DETAIL

99609	Kasigluk	647
99610	Kasilof	2,299
99611	Kenai	12,911
99612	King Cove	434
99613	King Salmon	399
99614	Kipnuk	710
99615	Kodiak	10,920
99619	Kodiak	6
99620	Kotlik	643
99621	Kwethluk	834
99622	Kwigillingok	432
99623	Wasilla	10,582
99624	Larsen Bay	73
99625	Levelock	104
99626	Lower Kalskag	295
99627	Mc Grath	341
99628	Manokotak	496
99629	Wasilla	1,324
99630	Mekoryuk	209
99631	Moose Pass	215
99632	Mountain Village	859
99633	Naknek	412
99634	Napakiak	352
99635	Nikiski	2,046
99636	New Stuyahok	496
99637	Toksook Bay	636
99638	Nikolski	16
99639	Ninilchik	1,095
99640	Nondalton	170
99641	Nunapitchuk	646
99643	Old Harbor	208
99644	Ouzinkie	203
99645	Palmer	25,580
99647	Pedro Bay	35
99648	Perryville	119
99649	Pilot Point	59
99650	Pilot Station	664
99651	Platinum	52
99652	Big Lake	3,067
99653	Port Alsworth	196

APPENDIX B: APPLICANT MAILING ADDRESS DETAIL

99654	Wasilla	28,303
99655	Quinhagak	744
99656	Red Devil	13
99657	Russian Mission	387
99658	Saint Marys	729
99659	Saint Michael	478
99660	Saint Paul Island	380
99661	Sand Point	552
99662	Scammon Bay	627
99663	Seldovia	397
99664	Seward	3,982
99665	Shageluk	73
99666	Sheldon Point	195
99667	Skwentna	66
99668	Sleetmute	94
99669	Soldotna	14,523
99670	South Naknek	51
99671	Stebbins	620
99672	Sterling	3,264
99674	Sutton	1,382
99675	Takotna	47
99676	Talkeetna	1,560
99677	Tatitlek	78
99678	Togiak	873
99679	Tuluksak	476
99680	Tuntutuliak	437
99681	Tununak	410
99682	Tyonek	171
99683	Trapper Creek	454
99684	Unalakleet	846
99685	Unalaska	677
99686	Valdez	3,419
99687	Wasilla	15,298
99688	Willow	2,755
99689	Yakutat	569
99690	Nightmute	261
99691	Nikolai	88
99692	Dutch Harbor	1,745
99693	Whittier	227
99694	Houston	515

APPENDIX B: APPLICANT MAILING ADDRESS DETAIL

99695	Anchorage	25
99697	Kodiak	41
99701	Fairbanks	13,510
99702	Eielson AFB	1,102
99703	Fort Wainwright	1,151
99704	Clear	120
99705	North Pole	16,590
99706	Fairbanks	1,309
99707	Fairbanks	4,099
99708	Fairbanks	5,361
99709	Fairbanks	18,039
99710	Fairbanks	1,509
99711	Fairbanks	1,229
99712	Fairbanks	8,205
99714	Salcha	980
99716	Two Rivers	416
99720	Allakaket	188
99721	Anaktuvuk Pass	316
99722	Arctic Village	162
99723	Barrow	4,114
99724	Beaver	63
99725	Ester	845
99726	Bettles Field	20
99727	Buckland	499
99729	Cantwell	201
99730	Central	99
99731	Fort Greely	646
99732	Chicken	16
99733	Circle	110
99734	Prudhoe Bay	28
99736	Deering	139
99737	Delta Junction	3,959
99738	Eagle	177
99739	Elim	318
99740	Fort Yukon	594
99741	Galena	503
99742	Gambell	650
99743	Healy	986
99744	Anderson	153
99745	Hughes	92

APPENDIX B: APPLICANT MAILING ADDRESS DETAIL

99746	Huslia	321
99747	Kaktovik	240
99748	Kaltag	167
99749	Kiana	429
99750	Kivalina	436
99751	Kobuk	159
99752	Kotzebue	2,905
99753	Koyuk	328
99754	Koyukuk	89
99755	Denali National Park	256
99756	Manley Hot Springs	131
99757	Lake Minchumina	11
99758	Minto	208
99759	Point Lay	237
99760	Nenana	729
99761	Noatak	579
99762	Nome	3,624
99763	Noorvik	651
99764	Northway	230
99765	Nulato	242
99766	Point Hope	710
99767	Rampart	25
99768	Ruby	190
99769	Savoonga	789
99770	Selawik	858
99771	Shaktoolik	256
99772	Shishmaref	606
99773	Shungnak	294
99774	Stevens Village	36
99775	Fairbanks	944
99776	Tanacross	108
99777	Tanana	223
99778	Teller	266
99779	Tetlin	1
99780	Tok	1,636
99781	Venetie	256
99782	Wainwright	527
99783	Wales	155
99784	White Mountain	188
99785	Brevig Mission	413

APPENDIX B: APPLICANT MAILING ADDRESS DETAIL

99786	Ambler	276
99788	Chalkyitsik	74
99789	Nuiqsut	425
99790	Fairbanks	8
99791	Atkasuk	237
99801	Juneau	20,870
99802	Juneau	1,906
99803	Juneau	3,487
99811	Juneau	3,104
99820	Angoon	394
99821	Auke Bay	1,177
99824	Douglas	1,862
99825	Elfin Cove	34
99826	Gustavus	506
99827	Haines	2,273
99829	Hoonah	846
99830	Kake	538
99832	Pelican	86
99833	Petersburg	2,967
99835	Sitka	7,493
99836	Port Alexander	50
99840	Skagway	895
99841	Tenakee Springs	114
99850	Juneau	7
99901	Ketchikan	11,015
99903	Meyers Chuck	14
99918	Coffman Cove	158
99919	Thorne Bay	493
99921	Craig	1,566
99922	Hydaburg	326
99923	Hyder	68
99925	Klawock	921
99926	Metlakatla	1,449
99927	Point Baker	37
99928	Ward Cove	1,242
99929	Wrangell	2,087
99950	Ketchikan	294
	(OTHER)	22

APPENDIX B: APPLICANT MAILING ADDRESS DETAIL

Type	State	Count
Other U.S. States	AL	395
	AR	162
	AZ	1,056
	CA	1,593
	CO	1,141
	CT	74
	DC	35
	DE	58
	FL	1,105
	GA	703
	HI	691
	IA	117
	ID	664
	IL	273
	IN	151
	KS	384
	KY	274
	LA	328
	MA	130
	MD	335
	ME	94
	MI	369
	MN	334
	MO	444
	MS	154
	MT	391
	NC	913
	ND	214
	NE	171
	NH	53
	NJ	157
	NM	274
	NV	531
	NY	391
	OH	311
	OK	425
	OR	1,189

APPENDIX B: APPLICANT MAILING ADDRESS DETAIL

	PA	249
	RI	24
	SC	340
	SD	161
	TN	468
	TX	1,991
	UT	435
	VA	1,014
	VT	35
	WA	2,729
	WI	264
	WV	47
	WY	184
OTHER		54
U.S. Military Deployment	AA	5
	AE	623
	AP	337
U.S. Territories	GU	68
	PR	40

CONTACT INFORMATION

Contact Information

For general information visit us at www.pfd.alaska.gov,
where you can check the status of your application by clicking on

myPFD

You can also request information via email to: dor.pfd.info@alaska.gov

To report a fraud tip e-mail: pfdfraud@alaska.gov or contact

(907) 465-2654, (907) 269-0385

JUNEAU STATE OFFICE BUILDING



Tel (907) 465-2326
11th Floor, State Office Building
PO Box 110462
Juneau, AK 99811

FAIRBANKS CHENA BUILDING



Tel (907) 451-2820
510 2nd Avenue Suite 100
Fairbanks, AK 99701

ANCHORAGE LPPG BUILDING



Tel (907) 269-0370
655 F Street, Suite A
Anchorage, AK 99501

Director
Sara Race
(907) 465-4785
sara.race@alaska.gov

Division Operations
Anne Weske
(907) 465-2324
anne.weske@alaska.gov

Eligibility
Kimberly Lane
(907) 465-4780
kimberly.lane@alaska.gov

Appeals
Robert Pearson
(907) 465-2038
robert.pearson@alaska.gov

Data Processing
Robert Wood
(907) 465-4777
robert.wood@alaska.gov